

**GENERAL ABBREVIATIONS:**

|  |  |
|--|--|
| A AMPERES  | N NEW (N)                                      |
| ACP ACCESS CONTROL PANEL                           | NC NORMALLY CLOSED                             |
| ACS ACCESS CONTROL SYSTEM                          | NET NETWORK                                    |
| AFF ABOVE FINISHED FLOOR                           | NIC NOT IN CONTRACT                            |
| AHJ AUTHORITY HAVING JURISDICTION                  | NO NORMALLY OPEN                               |
| ALS ASSISTIVE LISTENING SYSTEM                     | NTS NOT TO SCALE                               |
| AMP AMPLIFIER                                      | OC ON CENTER                                   |
| AOR ARCHITECT OF RECORD                            | OCFI OWNER FURNISHED, CONTRACTOR INSTALLED     |
| AUD AUDIO  | OFE OWNER FURNISHED EQUIPMENT                  |
| AUTO AUTOMATIC                                     | OFOI OWNER FURNISHED, OWNER INSTALLED          |
| AUX AUXILIARY                                      | OSP OUTSIDE PLANT                              |
| AV AUDIOVISUAL                                     | P PAGING LOUDSPEAKER                           |
| AVC AUDIOVISUAL CONTRACTOR                         | PB PULL BOX                                    |
| AVTC AUDIOVISUAL TERMINAL CABINET                  | PIR PASSIVE INFRARED                           |
| AWG AMERICAN WIRE GAUGE                            | PNL PANEL                                      |
| BCT BONDING CONDUCTOR FOR TELECOMMUNICATIONS       | POE POWER OVER ETHERNET                        |
| BP BROADCAST PANEL                                 | PPP PORT PATCH PANEL                           |
| C CONDUIT  | PRR PAIR OF CONDUCTORS                         |
| CAM CAMERA   | PROJ PROJECTOR                                 |
| CATV COMMUNITY ANTENNA TELEVISION SYSTEM           | PTZ POKE THROUGH DEVICE                        |
| CFCI CONTRACTOR FURNISHED, CONTRACTOR INSTALLED    | PTZ PAN TILT ZOOM                              |
| CFOI CONTRACTOR FURNISHED, OWNER INSTALLED         | PVC POLYVINYL CHLORIDE                         |
| CM CEILING MICROPHONE                              | PWR POWER                                      |
| CP CONTROL PANEL                                   | R RIGHT AUDIO                                  |
| CPU COMPUTER                                       | RB ROOM SCHEDULING DEVICE                      |
| CS CONDUIT STUB                                    | RCP REFLECTIVE CEILING PLAN                    |
| CSA CHARLES SALTER ASSOCIATES                      | RMC RIGID METALLIC CONDUIT                     |
| DA DISTRIBUTION AMPLIFIER                          | RX RECEIVER                                    |
| DGP DATA GATHERING PANEL                           | S LOUDSPEAKER                                  |
| DIV DIVISION                                       | SAD SEE ARCHITECTURAL DRAWINGS                 |
| DMA DOOR MANAGEMENT ALARM                          | SC PROJECTOR SCREEN CONTROL                    |
| DOC DOCUMENT CAMERA                                | SCRN PROJECTOR SCREEN                          |
| DP PANEL DISPLAY                                   | SDI SERIAL DIGITAL INTERFACE                   |
| DS DIGITAL SIGNAGE                                 | SED SEE ELECTRICAL DRAWINGS                    |
| DSP DIGITAL SIGNAL PROCESSOR                       | SEH SECURITY EQUIPMENT HUB                     |
| DVI DIGITAL VISUAL INTERFACE                       | SM SINGLE MODE                                 |
| E EXISTING (E)                                     | SMS SECURITY MANAGEMENT SYSTEM                 |
| EC ELECTRICAL CONTRACTOR                           | SPD SURGE PROTECTION DEVICE                    |
| ECS EMERGENCY COMMUNICATION SYSTEM                 | SR SURROUND REAR LOUDSPEAKER                   |
| EF ENTRANCE FACILITY FOR TELECOMMUNICATIONS (MPOE) | SS SURROUND SIDE LOUDSPEAKER                   |
| EMT ELECTRICAL METALLIC TUBING                     | STP SHIELDED TWISTED PAIR STRANDS (OF FIBER)   |
| ER EQUIPMENT ROOM                                  | SUB SUBWOOFER LOUDSPEAKER                      |
| EXT EXTERIOR                                       | SY SECURITY SYSTEM                             |
| F FUTURE (F)                                       | TB TABLE BOX                                   |
| FACP FIRE ALARM CONTROL PANEL                      | TBB TELECOMMUNICATIONS BONDING BACKBONE        |
| FATC FIRE ALARM TERMINAL CABINET                   | TELC TELEPHONE COMPANY                         |
| FB FLOOR BOX                                       | O TGB TELECOMMUNICATIONS GROUNDING BUS BAR     |
| FO FIBER OPTIC                                     | TMGB TELECOMMUNICATIONS MAIN GROUNDING BUS BAR |
| FOV FIELD OF VIEW                                  | TP TOUCH PANEL                                 |
| GC GENERAL CONTRACTOR                              | TR TELECOM ROOM (IDF)                          |
| GE GROUNDING EQUALIZER                             | TY SECURITY SYSTEM                             |
| HDBT HD BASE-T                                     | UL UNDERWRITERS LABORATORIES                   |
| HDMI HIGH DEFINITION MULTIMEDIA INTERFACE          | UON UNLESS OTHERWISE NOTED                     |
| IC INTERCOM  | UPS UNINTERRUPTIBLE POWER SUPPLY               |
| IDF INTERMEDIATE DISTRIBUTION FRAME                | UTP UNSHIELDED TWISTED PAIR                    |
| IDS INTRUSION DETECTION SYSTEM                     | V VOLTS  |
| INT INTERIOR                                       | VAC VOLTS, ALTERNATING CURRENT                 |
| IP INTERNET PROTOCOL                               | VC VOLUME CONTROL                              |
| IR INFRARED  | VDA VIDEO DISTRIBUTION AMPLIFIER               |
| IT INFORMATION TECHNOLOGY                          | VDC VOLTS, DIRECT CURRENT                      |
| JB JUNCTION BOX                                    | VMS VIDEO MATRIX SWITCH                        |
| L LEFT AUDIO                                       | VP VIDEO PROJECTOR                             |
| LS LOUDSPEAKER                                     | VSS VIDEO SURVEILLANCE SYSTEM                  |
| LVC LOW VOLTAGE CONTROLLER                         | VW VIDEO WALL                                  |
| MATV MASTER ANTENNA TELEVISION                     | WB WALL BOX                                    |
| MDF MAIN DISTRIBUTION FRAME                        | WM WIRELESS MICROPHONE RECEIVER ANTENNA        |
| MIC MICROPHONE                                     | WP WEATHERPROOF                                |
| MM MULTIMODE                                       |  |
| MPOE MINIMUM POINT OF ENTRY                        |  |

**AUDIOVISUAL GENERAL NOTES:**

- GENERAL**
- ANY SHEET NOTES OR OTHER CALLOUTS IN THESE DRAWINGS THAT ASSIGN RESPONSIBILITY OF WORK TO SPECIFIC DIVISIONS ARE TO BE CONSIDERED AS A RECOMMENDATION ONLY.
  - REFER TO PROJECT MANUAL DIVISIONS 27 AND 28 FOR PROJECT SCOPE, PRODUCT SPECIFICATIONS, AND INSTALLATION REQUIREMENTS.
  - UNLESS OTHERWISE SPECIFICALLY DIMENSIONED, THESE DRAWINGS REPRESENT APPROXIMATE LOCATIONS OF DEVICES ONLY. REFER TO ARCHITECTURAL DRAWINGS FOR ADDITIONAL INFORMATION.
  - COMPLY WITH ADA REQUIREMENTS FOR MOUNTING HEIGHTS OF DEVICES.
  - REFER TO DIVISION 26 FOR POWER AND LIGHTING REQUIREMENTS.
  - REFER TO DIVISION 23 FOR COOLING REQUIREMENTS.

**CONDUIT & BOXES**

- REFER TO DIVISION 26 FOR SCOPE REQUIREMENTS RELATED TO CONDUIT, JUNCTION BOXES, AND OTHER CONDUIT TERMINAL BOXES WHERE NOT ADDRESSED SPECIFICALLY IN THESE DRAWINGS.
- CONDUIT ROUTING ON PLANS IS DIAGRAMMATIC. COORDINATE WITH OTHER TRADES PRIOR TO INSTALLATION TO AVOID CONFLICT.
- PROVIDE PULL STRINGS IN CONDUITS. LABEL CONDUITS THAT ARE STUBBED-OUT, OR AT TERMINATION BOXES, INDICATING DESTINATION ROOM AT OPPOSITE END. LABELING CONDUIT BOXES IS NOT REQUIRED FOR CONDUIT STUBBED UP ABOVE CEILING.
- PAINT BOXES AND LAST 12 INCHES OF ACCESSIBLE CONDUIT INSTALLED FOR LOW-VOLTAGE CIRCUITS A DISTINCTIVE AND DIFFERENT COLOR FROM OTHER TRADES' CONDUIT AND BOXES.
- MAXIMUM TOTAL DEGREE OF SWEEP TYPE BENDS IN CONDUIT BETWEEN PULL POINTS IS 180 DEGREES. ADD PULL BOXES AS REQUIRED TO MEET THIS REQUIREMENT. MAKE BENDS BEFORE OR AFTER PULL BOXES. DO NOT CHANGE DIRECTION OF CONDUITS WITHIN PULL BOXES.
- DO NOT USE JUNCTION BOXES OR PULL BOXES AS PATH TURNS FOR ANY STRUCTURED CABLING.
- MARK AND COLOR-CODE JUNCTION BOXES AND TERMINAL CABINETS WITH THEIR BOX SCHEDULE NUMBER ON THE INSIDE OF THE BOX FACING THE ROOM, SUCH THAT THEY REMAIN IDENTIFIABLE AFTER CLOSURE OF WALLS.
- PROVIDE 1-INCH CONDUIT TO TELECOMMUNICATIONS 4-11/16-INCH BACK BOXES; BOXES TO BE 3-INCH DEEP WITH SINGLE-GANG MUD RING UNLESS OTHERWISE NOTED.
- REFER TO ARCHITECTURAL AND/OR ELECTRICAL DRAWINGS FOR ANY REQUIRED TECHNOLOGY-RELATED ACOUSTICAL MEASURES REGARDING CONDUIT PENETRATIONS, ELECTRICAL BOX SEALANT PADS, AND GYPSUM BOARD BOX-OUTS FOR LOUDSPEAKERS AND LARGE BOXES, ETC.
- UNLESS OTHERWISE SHOWN OR NOTED, FLEXIBLE CONDUIT SHALL NOT BE USED WITHOUT TECHNOLOGY CONSULTANT'S WRITTEN APPROVAL.
- FOR CONDUITS WITH INTERNAL DIAMETERS OF 2 INCHES OR LESS, THE INSIDE BEND RADIUS OF A BEND IN CONDUIT SHALL BE AT LEAST 6 TIMES THE CONDUIT INTERNAL DIAMETER. FOR CONDUITS WITH AN INTERNAL DIAMETER OF MORE THAN 2 INCHES, THE INSIDE RADIUS OF A BEND IN CONDUIT SHALL BE AT LEAST 10 TIMES THE CONDUIT INTERNAL DIAMETER.
- PROVIDE A MINIMUM OF ONE 1-1/4-INCH CONDUIT TO EACH FLOOR BOX FOR TELECOM THAT IS SEPARATE FROM CONDUITS REQUIRED FOR AV AND POWER, UON.
- INSTALL SEPARATE CONDUITS TO EACH FLOOR BOX. DO NOT PASS THROUGH ONE FLOOR BOX TO ACCESS ANOTHER BOX, UON.

**PROCESS**

- REPORT ANY OBSERVATIONS OR CONDITIONS AT TIME OF DISCOVERY THAT PREVENT THE CORRECT INSTALLATION OF THE DESIGNED SYSTEM ACCORDING TO THE DRAWINGS AND SPECIFICATIONS.
- SUBMIT REQUESTS-FOR-INFORMATION (RFI) THROUGH THE DIVISION 01 PRESCRIBED COMMUNICATIONS PROTOCOL.
- WHEN AN APPARENT CONFLICT EXIST BETWEEN LOW-VOLTAGE DISCIPLINES AND OTHER DISCIPLINES, RESOLVE THROUGH RFI PROCESS.
- CREATE AND SUBMIT SHOP DRAWINGS SHOWING BACK BOX AND CONDUIT COORDINATION FOR DIVISIONS 27 AND 28.
- INSTALLATION OF FLOOR BOXES IS DIVISION 26 SCOPE. COORDINATE FLOOR BOX REQUIREMENTS AS DETAILED IN THESE DOCUMENTS WITH OTHER DISCIPLINES AND NOTIFY THROUGH RFI PROCESS WHERE CONFLICTS OR REDUNDANCY MAY OCCUR.
- VERIFY LOCATION OF FLOOR BOXES WITH ARCHITECT/OWNER REPRESENTATIVE PRIOR TO INSTALLATION.
- NOTIFY ARCHITECT OF THE INTENT TO CLOSE WALLS AND CEILINGS, A MINIMUM OF FIVE WORKING DAYS PRIOR TO CLOSURE, AND REQUEST SITE OBSERVATIONS FOR EACH DISCIPLINE AFFECTED.
- UNLESS OTHERWISE PROVIDED IN ARCHITECTURAL, STRUCTURAL, OR TECHNOLOGY DRAWINGS, PROVIDE TECHNOLOGY DEVICE STRUCTURAL ATTACHMENT DETAIL SHOP DRAWINGS PREPARED, STAMPED, AND SIGNED BY A STRUCTURAL ENGINEER LICENSED IN THE PROJECT JURISDICTION.

**AC POWER & GROUNDING**

- AC POWER CIRCUITS AND RECEPTACLES ARE SHOWN FOR REFERENCE ONLY. SEE ELECTRICAL DRAWINGS FOR SCOPE-OF-WORK AND SPECIFIC CIRCUIT ASSIGNMENTS. WHERE A CONFLICT EXISTS BETWEEN THE ELECTRICAL DRAWINGS AND THE TECHNOLOGY DRAWINGS, RECONCILE THROUGH RFI PROCESS.
- MAINTAIN A MINIMUM 12-INCH SEPARATION BETWEEN TECHNOLOGY SIGNAL CONDUITS AND PARALLEL AC POWER CONDUITS. AC POWER CONDUITS CROSSING TECHNOLOGY SIGNAL CONDUITS SHOULD DO SO AT PERPENDICULAR ANGLES WITH A MINIMUM OF 1-INCH CLEARANCE.
- LOCATE TECHNOLOGY INSTALLATIONS A MINIMUM OF 6 FEET AWAY FROM TRANSFORMERS, INVERTERS, AND MOTORS.
- NO LOADS SUCH AS MOTORS, TRANSFORMERS, BALLASTED LIGHTING, OR UTILITY CIRCUITS SHALL BE SERVED BY AC POWER PANELS INTENDED FOR LOW-VOLTAGE TECHNOLOGY EQUIPMENT USE. NOTIFY THE ARCHITECT OR OWNER REPRESENTATIVE IN THE EVENT OF A CONFLICT WITH THE PANELBOARD SCHEDULE.
- BUS BAR SHALL BE BONDED TO BUILDING STRUCTURAL STEEL. REFER TO BONDING RISER DRAWING FOR ADDITIONAL GROUNDING AND BONDING INFORMATION.
- INSTALL BONDING CONDUCTORS WITH AS FEW BENDS AS POSSIBLE. WHEN A BEND IS NECESSARY, THE BEND SHALL BE INSTALLED AS A GRADUAL BEND WITH NO SHARP ANGLES KINKING THE CONDUCTOR.

**AUDIOVISUAL SYMBOLS:**

|  |  |
|--|--|
|  | REFER TO AUDIOVISUAL JUNCTION BOX SCHEDULE FOR LIST OF ABBREVIATIONS AND SYMBOLS OF AV DEVICES AND EQUIPMENT |
|  | 159" DIAGONAL DA-LITE UTB CONTOUR FIXED FRAME WALL-MOUNTED PROJECTION SCREEN.                                |

**ELECTRICAL POWER AND CONDUIT SYMBOLS:**

|  |   |
|--|---|
|  | DOUBLE DUPLEX PLACEHOLDER FOR POWER. REFER TO ELECTRICAL DOCUMENTS FOR SPECIFICS.   |
|  | DUPLEX PLACEHOLDER FOR POWER. REFER TO ELECTRICAL DOCUMENTS FOR SPECIFICS.          |
|  | SPECIAL PURPOSE PLACEHOLDER FOR POWER. REFER TO ELECTRICAL DOCUMENTS FOR SPECIFICS. |
|  | CONDUIT, UNDERGROUND OR UNDERSLAB   |
|  | CONDUIT, TURNED UP  |
|  | CONDUIT, TURNED DOWN  |

**SHEET REFERENCE CONVENTIONS:**

|  |  |
|--|--|
|  | NUMBERED SHEET NOTE. ONLY APPLIES TO SHEET ON WHICH NOTE IS FOUND. |
|  | ELEVATION REFERENCE  |
|  | SECTION REFERENCE  |
|  | DETAIL REFERENCE OR CALL-OUT                                       |

**AUDIOVISUAL INFRASTRUCTURE NOTES:**

- AUDIOVISUAL EQUIPMENT AND ELECTRICAL OUTLETS ADJACENT TO AV JUNCTION BOXES SHALL BE SERVED BY 120-VOLT AC CIRCUITS, WHICH ARE DEDICATED SOLELY TO AV USE. ALL CIRCUITS SHALL HAVE DEDICATED GROUNDED CONDUCTORS (I.E. ALL COMMON "ROUND-HOUSE NEUTRAL") AND INSULATED EQUIPMENT GROUNDING CONDUCTORS.
- BOND AC POWER DISTRIBUTION PANELS SERVING AUDIOVISUAL SYSTEM SUB-PANELS TO BUILDING SERVICE GROUND WITH CONTINUOUS INSULATED LOW-IMPEDANCE WIRE.
- ALL AV CONDUITS ARE TO BE 3/4-INCH UNLESS OTHERWISE NOTED. EXCEPT FOR NETWORK DATA CABLES INSTALLED FOR AV NETWORK CONNECTIVITY. FOR THESE DATA CABLES, REFER TO DEFAULT CONDUIT REQUIREMENTS IN CONDUIT AND BOX SECTION.
- PROVIDE TWO RJ-45 TERMINATED NETWORK PORTS AT AV LOCATION WHERE DATA CONNECTIONS ARE INDICATED, UNLESS OTHERWISE NOTED.
- VERIFY THAT AUDIOVISUAL EQUIPMENT RACKS IN CLOSETS AND MILLWORK ARE PROPERLY VENTILATED.
- UNLESS OTHERWISE PROVIDED IN ARCHITECTURAL, STRUCTURAL, OR AUDIOVISUAL DRAWINGS, PROVIDED TECHNOLOGY DEVICE STRUCTURAL ATTACHMENT DETAIL SHOP DRAWINGS PREPARED, STAMPED, AND SIGNED BY A STRUCTURAL ENGINEER LICENSED IN THE PROJECT JURISDICTION.
- SEE PROJECT SPECIFICATIONS FOR REQUIREMENTS FOR PROJECTION SCREENS, PROJECTOR LIFTS, AND PROJECTOR MOUNTS.
- AV CONDUITS SHALL BE TERMINATED WITH JUNCTION BOXES, PULL-BOXES, OR TERMINAL CABINETS AT BOTH ENDS, UNLESS OTHERWISE NOTED. CONDUITS TERMINATED AS "STUBS" SHOULD BE DE-BURRED AND FITTED WITH BUSHINGS.

**SHEET INDEX**

| SHEET NUMBER | SHEET NAME   |
|--------------|--|
| AV0.00       | AUDIOVISUAL NOTES, SYMBOLS AND ABBREVIATIONS                   |
| AV7.01       | LEVEL 1 - IDF ROOM FUNCTIONAL DIAGRAM                          |
| AV7.02       | LEVEL 1 - IDF RACK ELEVATIONS                                  |
| AV7.03       | LEVEL 1 - SMALL CLASSROOM (103) FUNCTIONAL DIAGRAM             |
| AV7.04       | LEVEL 1 - SMALL CLASSROOM (104) FUNCTIONAL DIAGRAM             |
| AV7.05       | LEVEL 1 - DIVISIBLE LARGE CLASSROOM (101) FUNCTIONAL DIAGRAM   |
| AV7.06       | LEVEL 1 - DIVISIBLE LARGE CLASSROOM (102) FUNCTIONAL DIAGRAM   |
| AV7.07       | LEVEL 2 - IDF ROOM FUNCTIONAL DIAGRAM                          |
| AV7.08       | LEVEL 2 - IDF RACK ELEVATIONS                                  |
| AV7.09       | LEVEL 2 - EXTRA SMALL BREAKOUT ROOM (203) FUNCTIONAL DIAGRAM   |
| AV7.10       | LEVEL 2 - EXTRA SMALL BREAKOUT ROOM (204) FUNCTIONAL DIAGRAM   |
| AV7.11       | LEVEL 2 - EXTRA SMALL BREAKOUT ROOM (205) FUNCTIONAL DIAGRAM   |
| AV7.12       | LEVEL 2 - EXTRA LARGE LECTURE ROOM (201) FUNCTIONAL DIAGRAM    |
| AV7.13       | LEVEL 3 - IDF ROOM FUNCTIONAL DIAGRAM                          |
| AV7.14       | LEVEL 3 - IDF RACK ELEVATIONS                                  |
| AV7.15       | LEVEL 3 - SMALL MEETING ROOM (305) FUNCTIONAL DIAGRAM          |
| AV7.16       | LEVEL 3 - SMALL MEETING ROOM (306) FUNCTIONAL DIAGRAM          |
| AV7.17       | LEVEL 3 - SMALL MEETING ROOM (309) FUNCTIONAL DIAGRAM          |
| AV7.18       | LEVEL 3 - SMALL CLASSROOM (303) FUNCTIONAL DIAGRAM             |
| AV7.19       | LEVEL 3 - SMALL CLASSROOM DISTANCE LEARNING (304) FUNCTIONAL   |
| AV7.20       | LEVEL 3 - LARGE CLASSROOM (301) FUNCTIONAL DIAGRAM             |
| AV7.21       | LEVEL 3 - LARGE CLASSROOM (302) FUNCTIONAL DIAGRAM             |
| AV7.22       | LEVEL 4 - IDF ROOM FUNCTIONAL DIAGRAM                          |
| AV7.23       | LEVEL 4 - IDF RACK ELEVATIONS                                  |
| AV7.24       | LEVEL 4 - SMALL MEETING ROOM (404) FUNCTIONAL DIAGRAM          |
| AV7.25       | LEVEL 4 - SMALL MEETING ROOM (405) FUNCTIONAL DIAGRAM          |
| AV7.26       | LEVEL 4 - SMALL MEETING ROOM (407) FUNCTIONAL DIAGRAM          |
| AV7.27       | LEVEL 4 - SMALL MEETING ROOM (411) FUNCTIONAL DIAGRAM          |
| AV7.28       | LEVEL 4 - SMALL MEETING ROOM (406) FUNCTIONAL DIAGRAM          |
| AV7.29       | LEVEL 4 - SMALL MEETING ROOM (419) FUNCTIONAL DIAGRAM          |
| AV7.30       | LEVEL 4 - LARGE MEETING ROOM (408) FUNCTIONAL DIAGRAM          |
| AV7.31       | LEVEL 4 - LARGE MEETING ROOM (415) FUNCTIONAL DIAGRAM          |
| AV7.32       | LEVEL 4 - SMALL CLASSROOM (409) FUNCTIONAL DIAGRAM             |
| AV7.33       | LEVEL 5 - IDF ROOM FUNCTIONAL DIAGRAM                          |
| AV7.34       | LEVEL 5 - IDF RACK ELEVATIONS                                  |
| AV7.35       | LEVEL 5 - SMALL MEETING ROOM (506) FUNCTIONAL DIAGRAM          |
| AV7.36       | LEVEL 5 - SMALL MEETING ROOM (507) FUNCTIONAL DIAGRAM          |
| AV7.37       | LEVEL 5 - LARGE MEETING ROOM (505) FUNCTIONAL DIAGRAM          |
| AV7.38       | LEVEL 5 - SMALL CLASSROOM (503) FUNCTIONAL DIAGRAM             |
| AV7.39       | LEVEL 5 - SMALL CLASSROOM (504) FUNCTIONAL DIAGRAM             |
| AV7.42       | LEVEL 6 - COLLOQUIUM ROOM (601) & ROOF GARDEN (6P2) FUNCTIONAL |

Total: 41



State of California  
Real Estate Services Division  
Project Management & Development Branch

707 Third Street, 4th Floor  
West Sacramento, California 95605  
Project Director: Alonzo Arreola  
(916) 376-1652

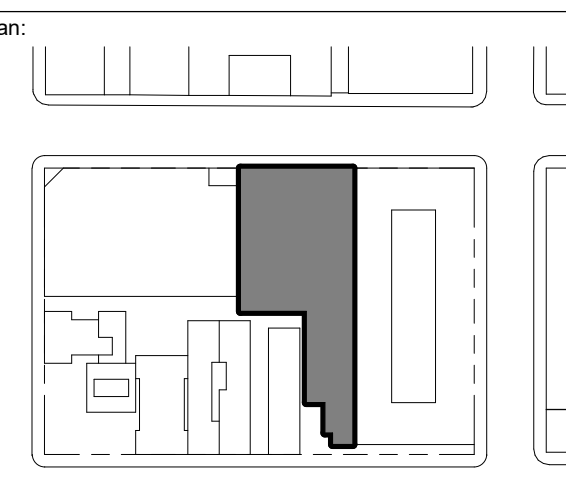


CLARK CONSTRUCTION GROUP OF CALIFORNIA, LP  
180 HOWARD STREET, SAN FRANCISCO, CA



SKIDMORE, OWINGS & MERRILL LLP  
1 FRONT STREET, SAN FRANCISCO, CA  
www.som.com  
Proj.#: 17-0580

| Issued For:                    | No. | Description | Date       |
|--------------------------------|-----|-------------|------------|
| SYST CONF BOO - 35%            |     |             | 2017.11.03 |
| 50% CONSTRUCTION DOCUMENTS     |     |             | 2018.02.09 |
| 95% CONSTRUCTION DOCUMENTS     |     |             | 2018.04.06 |
| 100% CONSTRUCTION DOCUMENTS    |     |             | 2018.07.20 |
| CSFM - PHASE IV SUBMITTAL      |     |             | 2018.10.12 |
| CSFM - PHASE IV - RESUBMISSION |     |             | 2018.12.28 |
| BID ADDENDUM #1                |     |             | 2019.09.25 |



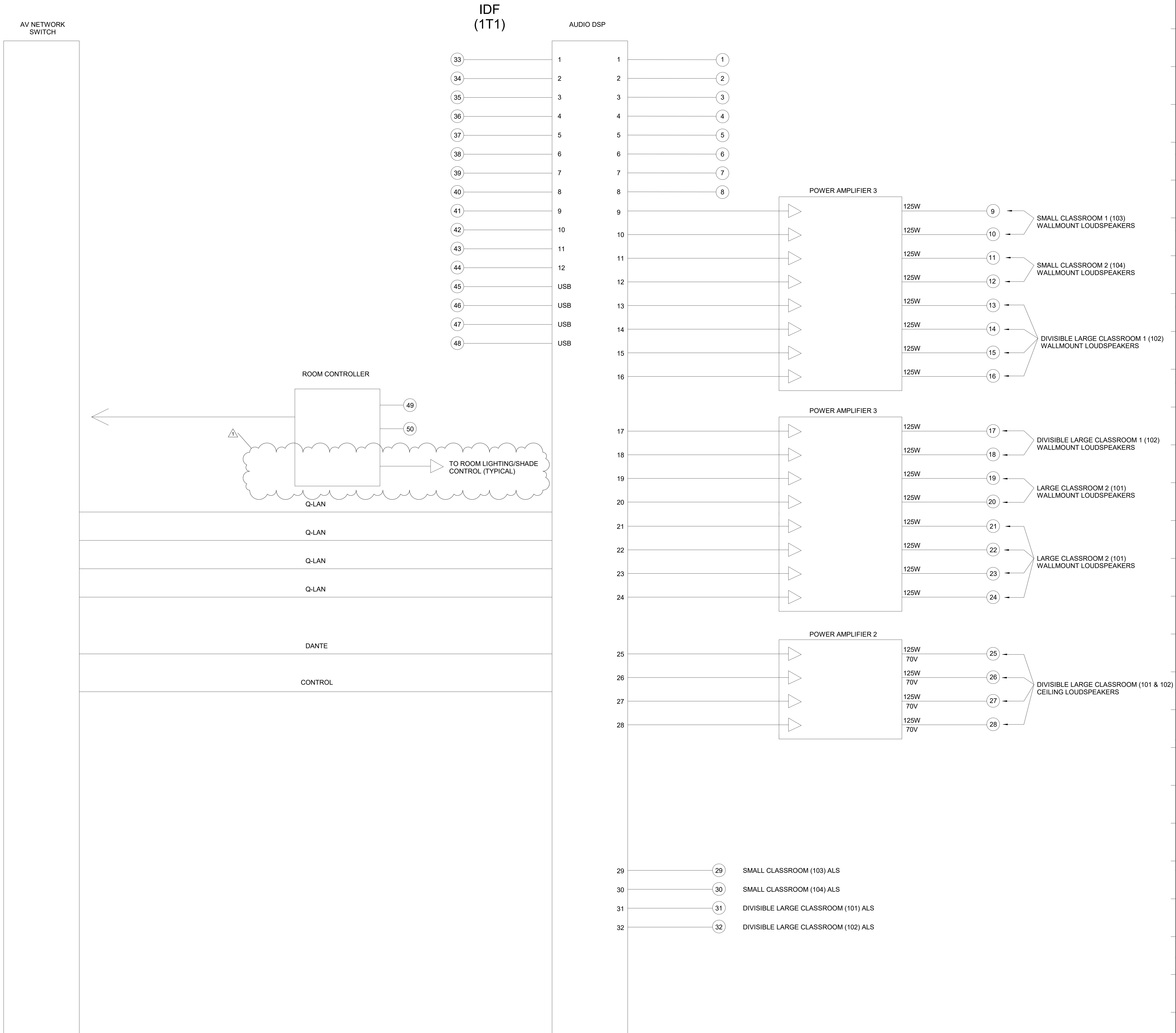
PROJECT NORTH



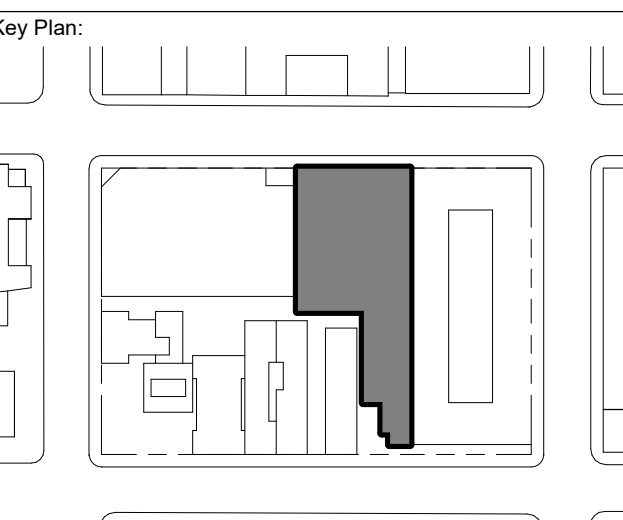
STAMPED & SIGNED ON:  
12 OCT 2018  
EXP. 30 JUN 2020

**AUDIOVISUAL NOTES, SYMBOLS AND ABBREVIATIONS**

|              |             |             |        |
|--------------|-------------|-------------|--------|
| Project No.: | 17-0580     | Sheet No.:  | AV0.00 |
| Drawn By:    | AGN         | Checked By: | DHK    |
| Scale:       | 12" = 1'-0" |             |        |



1 IDF ROOM FUNCTIONAL DIAGRAM - LEVEL 1  
NTS



PROJECT NORTH  
Seal & Signature:

STAMPED & SIGNED ON:  
12 OCT 2018  
EXP. 30 JUN 2020

Sheet Name:  
**LEVEL 1 - IDF ROOM FUNCTIONAL DIAGRAM**

Project No.: 17-0580  
Sheet No.: AV7.01  
Drawn By: AGN  
Checked By: DHK  
Scale: NTS

Design-Builder:



CLARK CONSTRUCTION GROUP OF CALIFORNIA, LP  
180 HOWARD STREET, SAN FRANCISCO, CA

Architect:



SKIDMORE, OWINGS & MERRILL LLP  
1 FRONT STREET, SAN FRANCISCO, CA

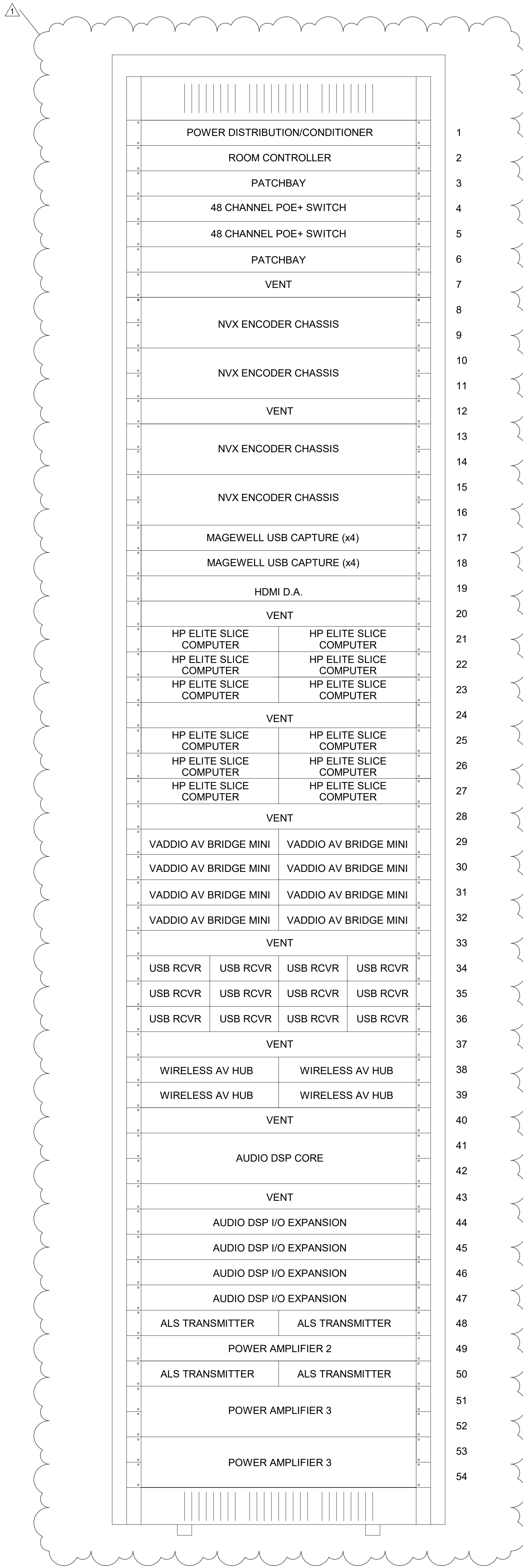
Consultants:



130 Sutter Street, 5th Floor  
San Francisco, CA 94104  
Tel: 415.397.0442  
Fax: 415.397.0454  
www.cmsalter.com  
Proj.#: 17-0580

Issued For:

| No. | Description     | Date       |
|-----|-----------------|------------|
| 1   | BID ADDENDUM #1 | 2019.09.25 |



1 A IDF RACK 1 ELEVATION LEVEL 1  
NTS

Key Plan:



PROJECT NORTH



Seal & Signature:



STAMPED & SIGNED ON:  
12 OCT 2018  
EXP. 30 JUN 2020

Sheet Name:

**LEVEL 1 - IDF RACK ELEVATIONS**

Project No.:

17-0580

Drawn By: AGN

Checked By: DHK

Scale:

Sheet No.:

17-0580

Scale:


Scale:

Scale:

AV7.02

NTS

# SMALL CLASSROOM (103)



**LEGEND**  
REFER TO SHEET AV7.01

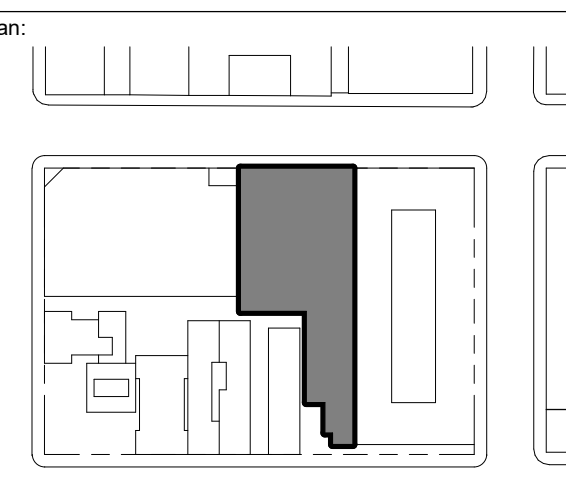
|    |    |
|----|----|
| 1  | 33 |
| 2  | 41 |
| 9  | 45 |
| 10 |    |
| 29 |    |



State of California  
Real Estate Services Division  
Project Management & Development Branch  
707 Third Street, 4th Floor  
West Sacramento, California 95605  
Project Director: Alonzo Arreola  
(916) 376-1652



Issued For: \_\_\_\_\_ Date: \_\_\_\_\_  
No. Description



PROJECT NORTH

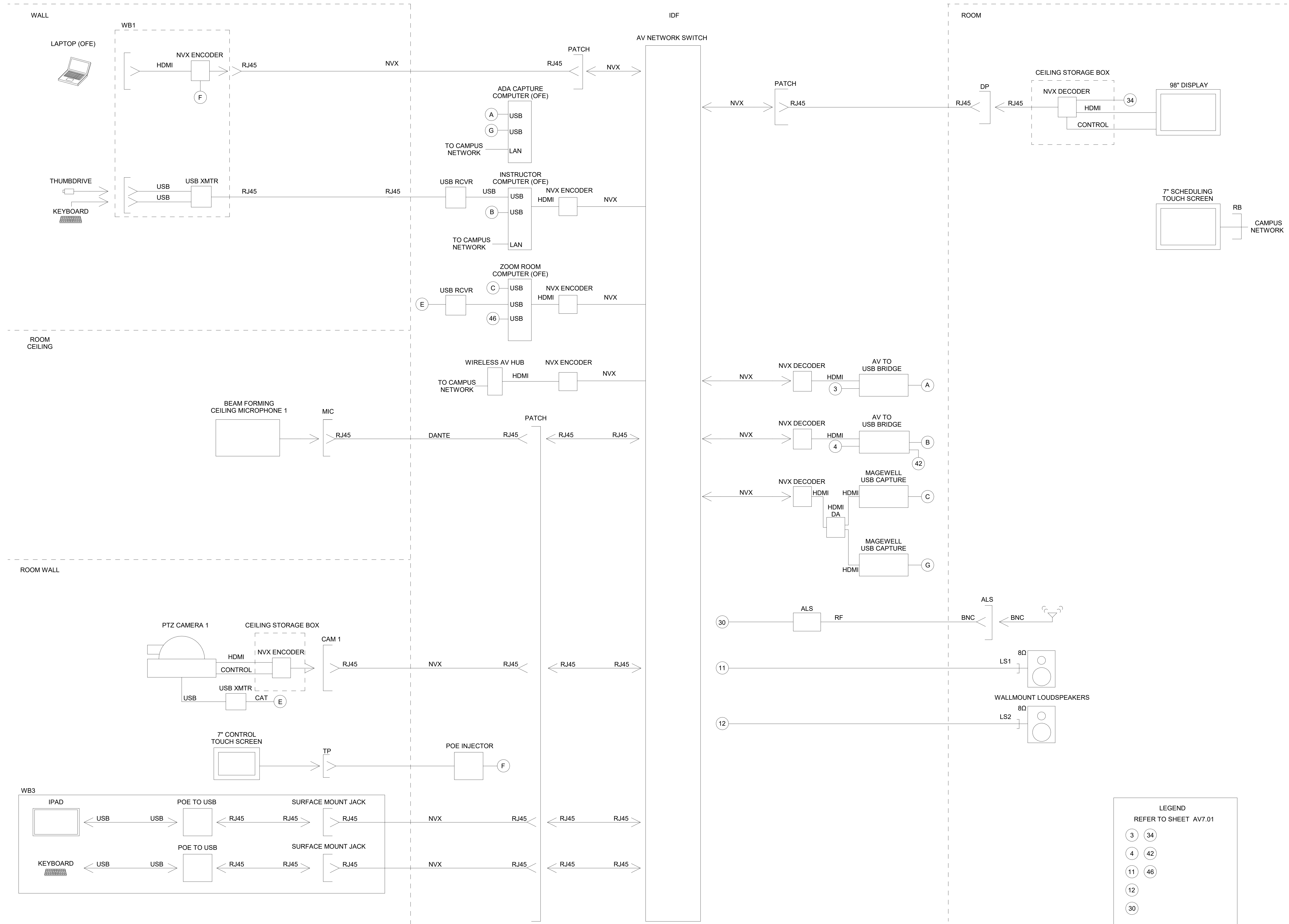


STAMPED & SIGNED ON:  
12 OCT 2018  
EXP. 30 JUN 2020

Sheet Name:  
**LEVEL 1 - SMALL CLASSROOM (103) FUNCTIONAL DIAGRAM**

Project No.: 17-0580  
Sheet No.: AV7.03  
Drawn By: AGN  
Checked By: DHK  
Scale: NTS

# SMALL CLASSROOM (104)



**LEGEND**  
REFER TO SHEET AV7.01

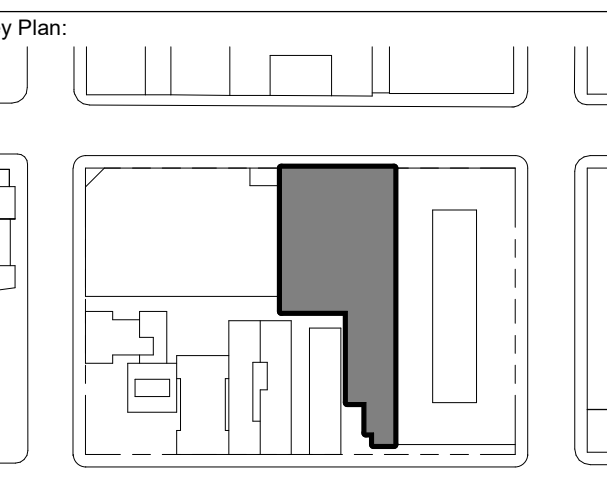
|    |    |
|----|----|
| 3  | 34 |
| 4  | 42 |
| 11 | 46 |
| 12 |    |
| 30 |    |



State of California  
Real Estate Services Division  
Project Management & Development Branch  
707 Third Street, 4th Floor  
West Sacramento, California 95605  
Project Director: Alonzo Arreola  
(916) 376-1652



Issued For: \_\_\_\_\_  
No. \_\_\_\_\_ Description: \_\_\_\_\_ Date: \_\_\_\_\_



PROJECT NORTH  
Scale & Signature:



STAMPED & SIGNED ON:  
12 OCT 2018  
EXP. 30 JUN 2020

Sheet Name:  
**LEVEL 1 - SMALL CLASSROOM (104) FUNCTIONAL DIAGRAM**

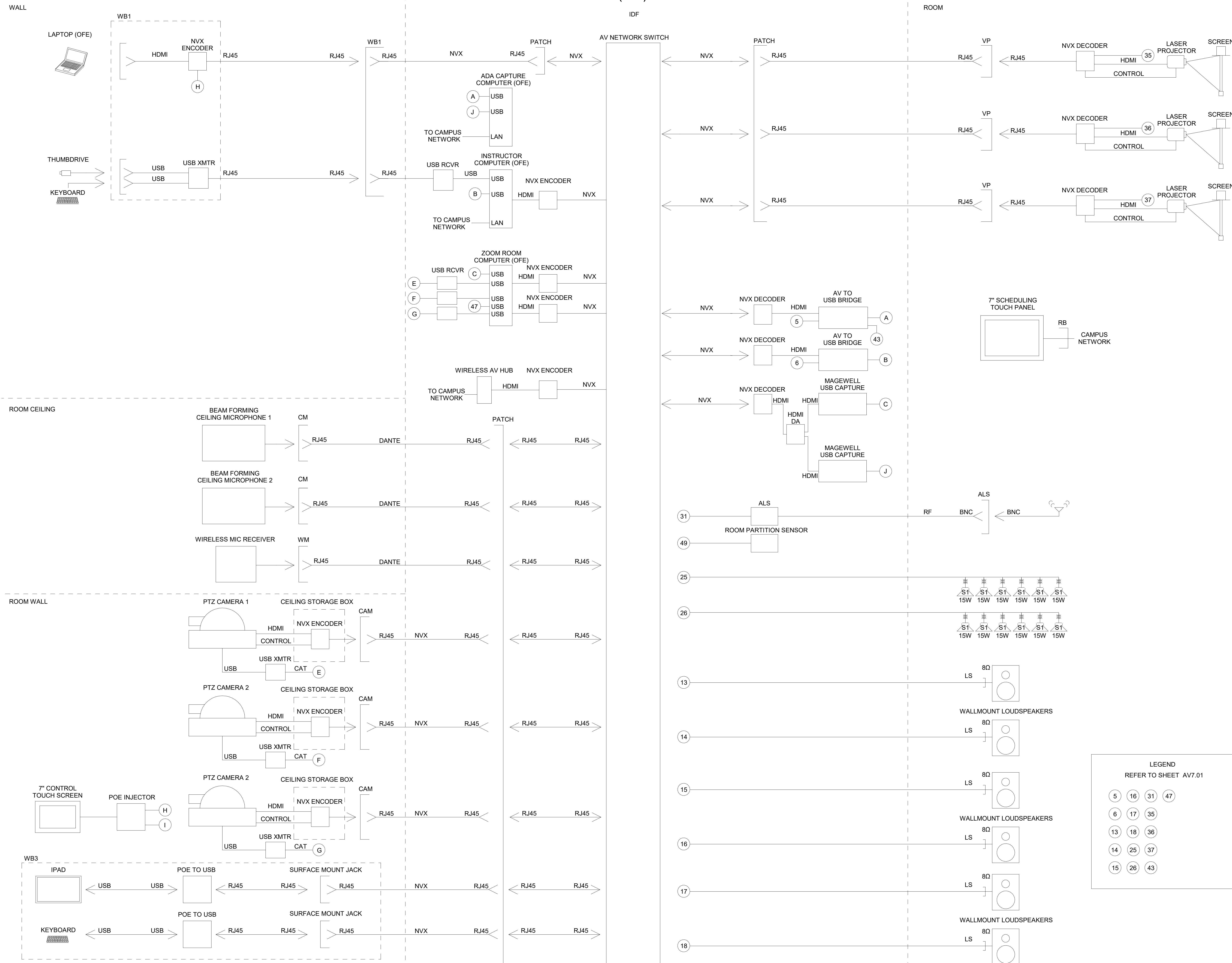
Project No.: 17-0580  
Sheet No.: AV7.04  
Drawn By: AGN  
Checked By: DHK  
Scale: NTS

1 SMALL CLASSROOM 2 FUNCTIONAL DIAGRAM - LEVEL 1  
NTS

**DIVISIBLE LARGE CLASSROOM (101)**

IDF

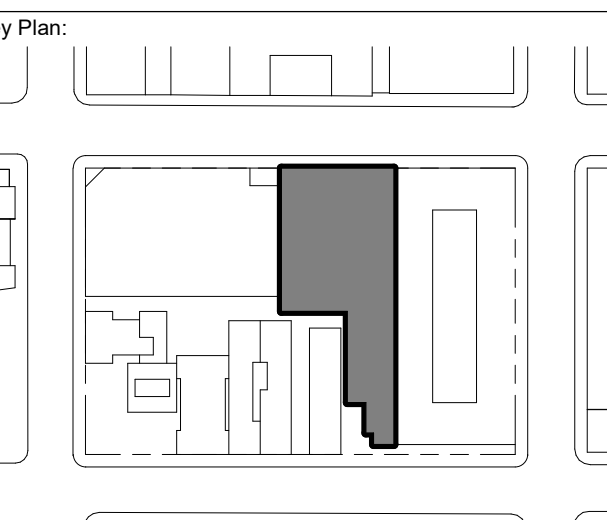
ROOM



**State of California**  
 Real Estate Services Division  
 Project Management & Development Branch  
 707 Third Street, 4th Floor  
 West Sacramento, California 95605  
 Project Director: Alonzo Arreola  
 (916) 376-1652



Issued For: \_\_\_\_\_  
 No. / Description: \_\_\_\_\_ Date: \_\_\_\_\_



PROJECT NORTH  
 Seal & Signature: \_\_\_\_\_  
 STAMPED & SIGNED ON:  
 12 OCT 2018  
 EXP. 30 JUN 2020

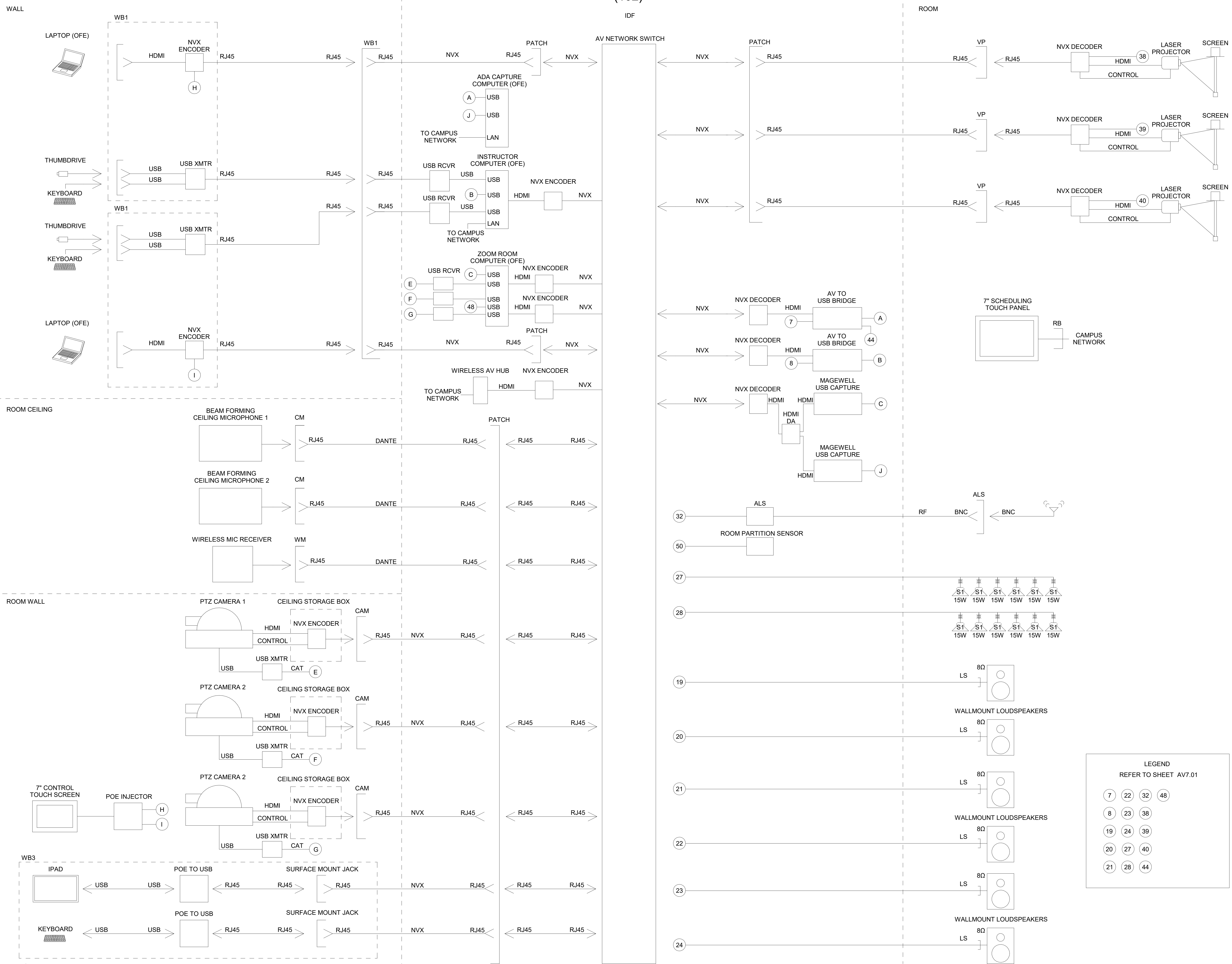
Sheet Name:  
**LEVEL 1 - DIVISIBLE LARGE CLASSROOM (101) FUNCTIONAL DIAGRAM**

Project No.: 17-0580  
 Sheet No.: AV7.05  
 Drawn By: AGN  
 Checked By: DHK  
 Scale: NTS

1 DIVISIBLE LARGE CLASSROOM 2 FUNCTIONAL DIAGRAM LEVEL 1  
 NTS

# DIVISIBLE LARGE CLASSROOM (102)

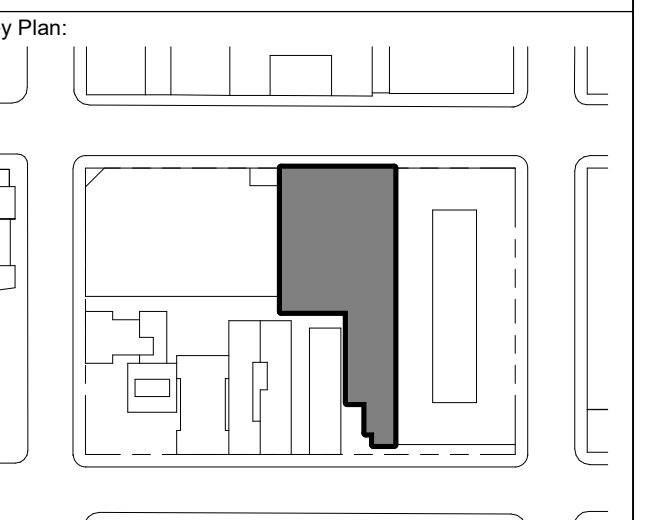
IDF



**State of California**  
Real Estate Services Division  
Project Management & Development Branch  
707 Third Street, 4th Floor  
West Sacramento, California 95605  
Project Director: Alonzo Arreola  
(916) 376-1652



Issued For: \_\_\_\_\_  
No. \_\_\_\_\_ Description: \_\_\_\_\_ Date: \_\_\_\_\_



PROJECT NORTH  
Seal & Signature:

Sheet Name:  
**LEVEL 1 -  
DIVISIBLE LARGE  
CLASSROOM (102)  
FUNCTIONAL  
DIAGRAM**

Project No.: 17-0580  
Sheet No.: AV7.06  
Drawn By: AGN  
Checked By: DHK  
Scale: NTS

Design-Builder:



CLARK CONSTRUCTION GROUP OF CALIFORNIA, LP  
180 HOWARD STREET, SAN FRANCISCO, CA

Architect:



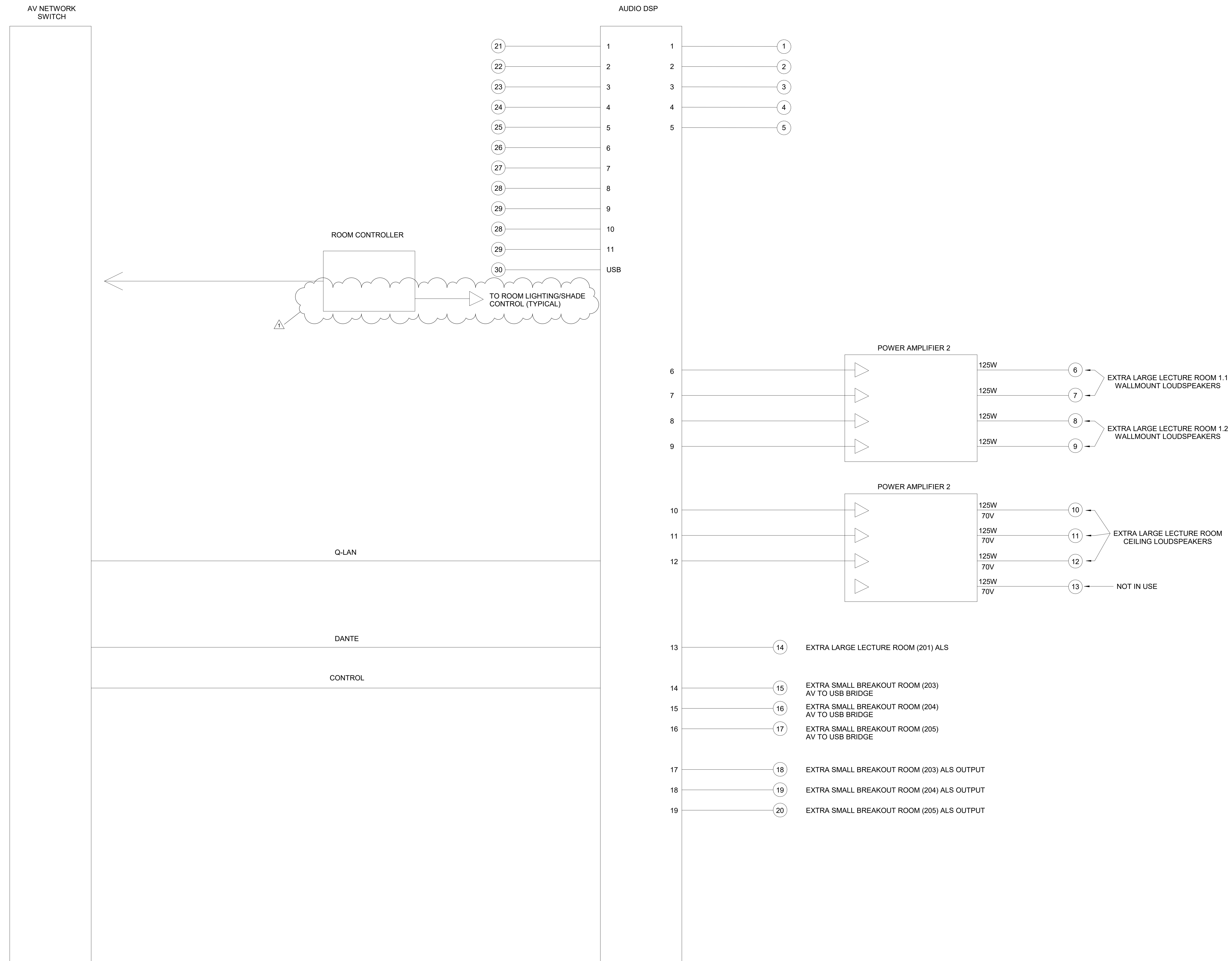
SKIDMORE, OWINGS & MERRILL LLP  
1 FRONT STREET, SAN FRANCISCO, CA

Consultants:



Issued For: [ ] Date: [ ]  
No. Description  
1 BID ADDENDUM #1 2019.09.25

MDF  
(2T1)



Key Plan:



PROJECT NORTH

Seal & Signature:



STAMPED & SIGNED ON:  
12 OCT 2018  
EXP. 30 JUN 2020

Sheet Name:

**LEVEL 2 - IDF ROOM FUNCTIONAL DIAGRAM**

Project No.:

17-0580

Drawn By: AGN

Checked By: DHK

Scale:

NTS

Sheet No.:

**AV7.07**



Design-Builder:



CLARK CONSTRUCTION GROUP OF CALIFORNIA, LP  
180 HOWARD STREET, SAN FRANCISCO, CA

Architect:



SKIDMORE, OWINGS & MERRILL LLP  
1 FRONT STREET, SAN FRANCISCO, CA

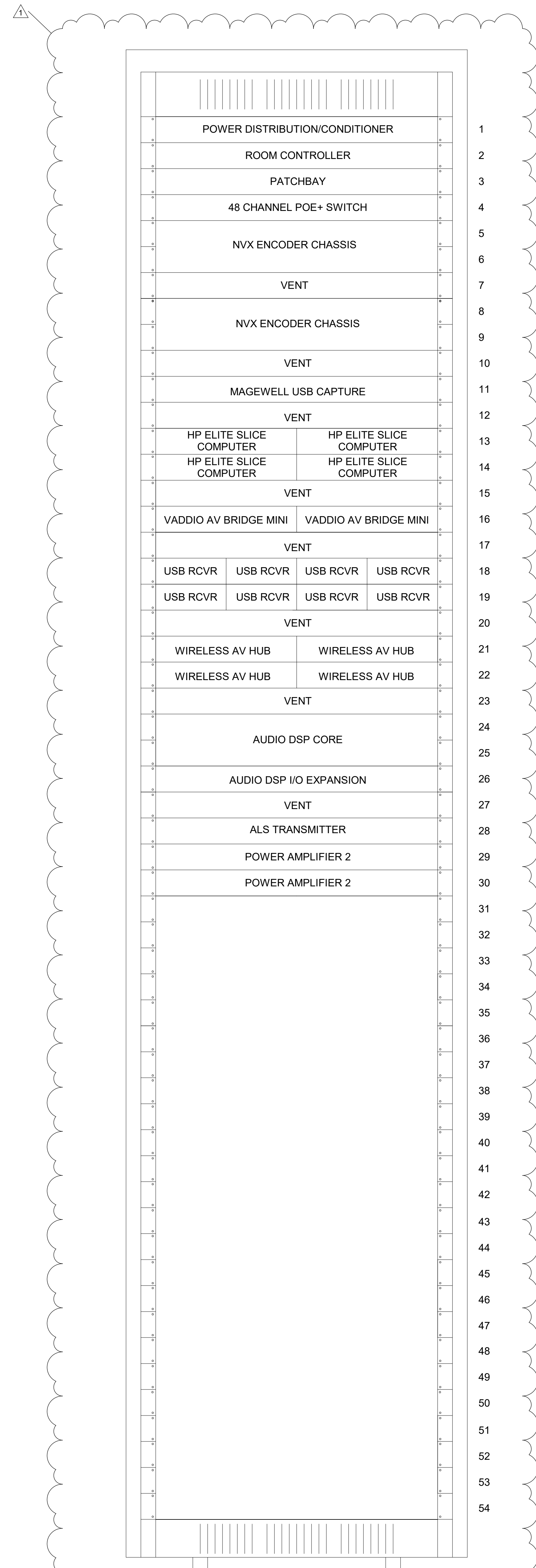
Consultants:



130 Sutter Street, 5th Floor  
San Francisco, CA 94104  
Tel: 415.397.0442  
Fax: 415.397.0454  
www.cmsalter.com  
Proj.#: 17-0580

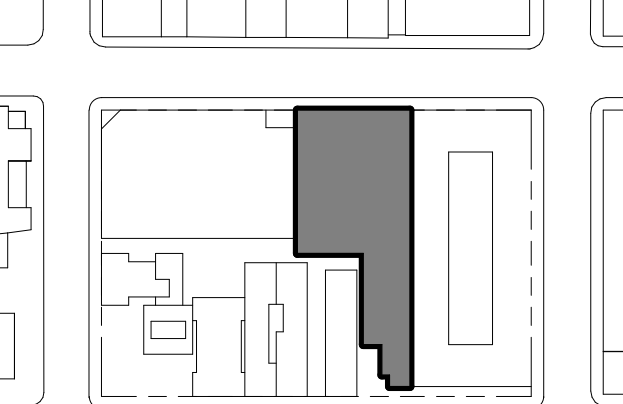
Issued For:

| No. | Description     | Date       |
|-----|-----------------|------------|
| 1   | BID ADDENDUM #1 | 2019.09.25 |



1 IDF RACK 1 ELEVATION LEVEL 2  
NTS

Key Plan:



PROJECT NORTH

Seal & Signature:



STAMPED & SIGNED ON:  
12 OCT 2018  
EXP. 30 JUN 2020

Sheet Name:

**LEVEL 2 - IDF  
RACK ELEVATIONS**

Project No.:

Sheet No.:

17-0580

Drawn By: AGN

Checked By: DHK

Scale:

**AV7.08**

NTS

Design-Builder:



CLARK CONSTRUCTION GROUP OF CALIFORNIA, LP  
180 HOWARD STREET, SAN FRANCISCO, CA

Architect:



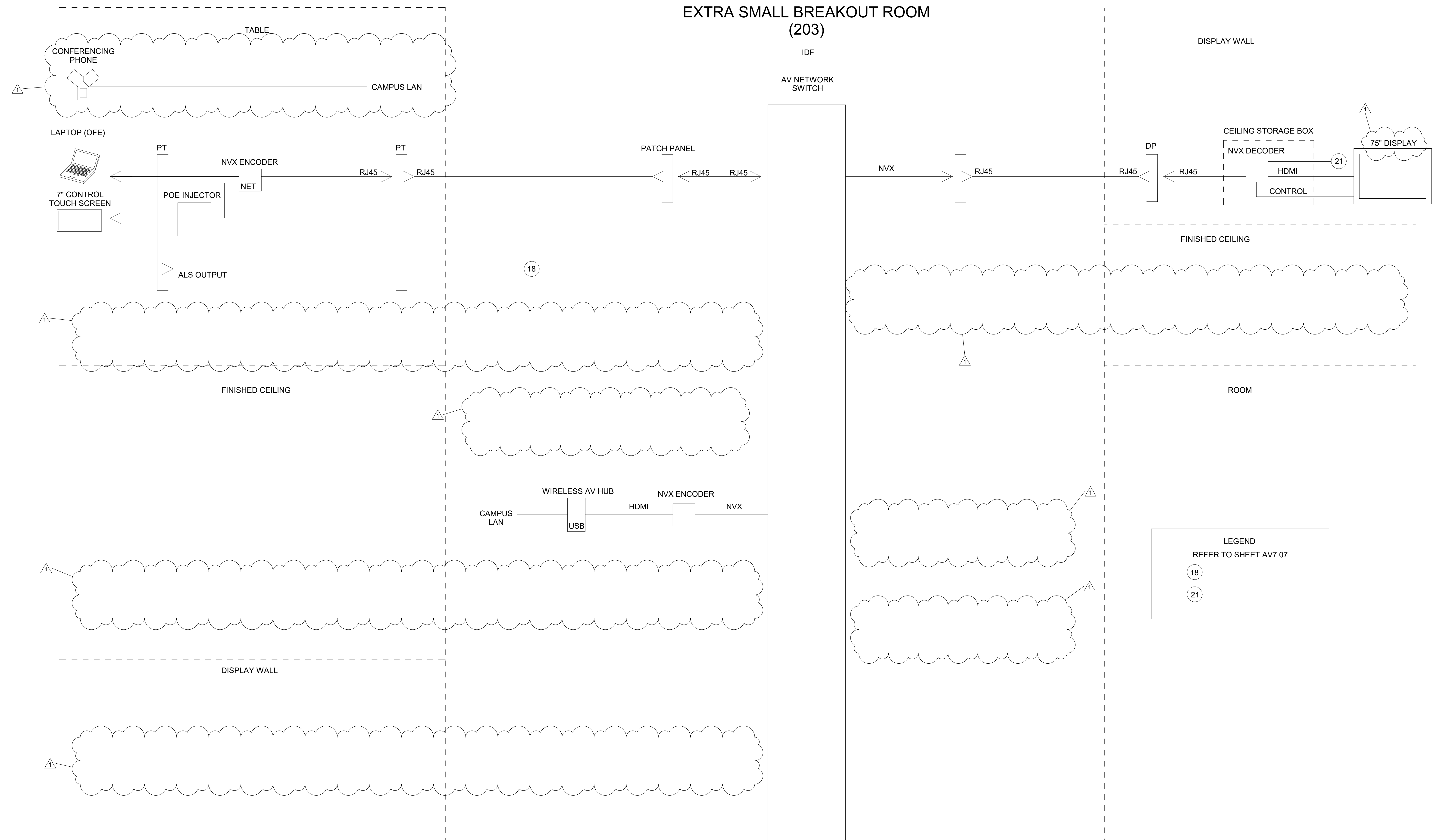
SKIDMORE, OWINGS & MERRILL LLP  
1 FRONT STREET, SAN FRANCISCO, CA

Consultants:



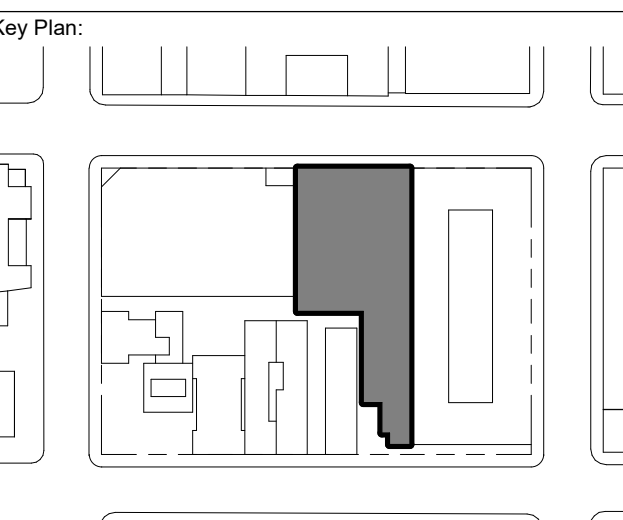
Issued For: [ ] Date: [ ]  
No. Description [ ] [ ]  
1 BID ADDENDUM #1 2019.09.25

**EXTRA SMALL BREAKOUT ROOM (203)**



**LEGEND**  
REFER TO SHEET AV7.07  
18  
21

1 EXTRA SMALL BREAKOUT ROOM 1 FUNCTIONAL DIAGRAM - LEVEL 2  
NTS



PROJECT NORTH  
Scale & Signature:



STAMPED & SIGNED ON:  
12 OCT 2018  
EXP. 30 JUN 2020

Sheet Name:  
**LEVEL 2 - EXTRA SMALL BREAKOUT ROOM (203) FUNCTIONAL DIAGRAM**

Project No.: 17-0580  
Sheet No.:  
Drawn By: AGN  
Checked By: DHK  
Scale:  
NTS

**AV7.09**

Design-Builder:



CLARK CONSTRUCTION GROUP OF CALIFORNIA, LP  
180 HOWARD STREET, SAN FRANCISCO, CA

Architect:



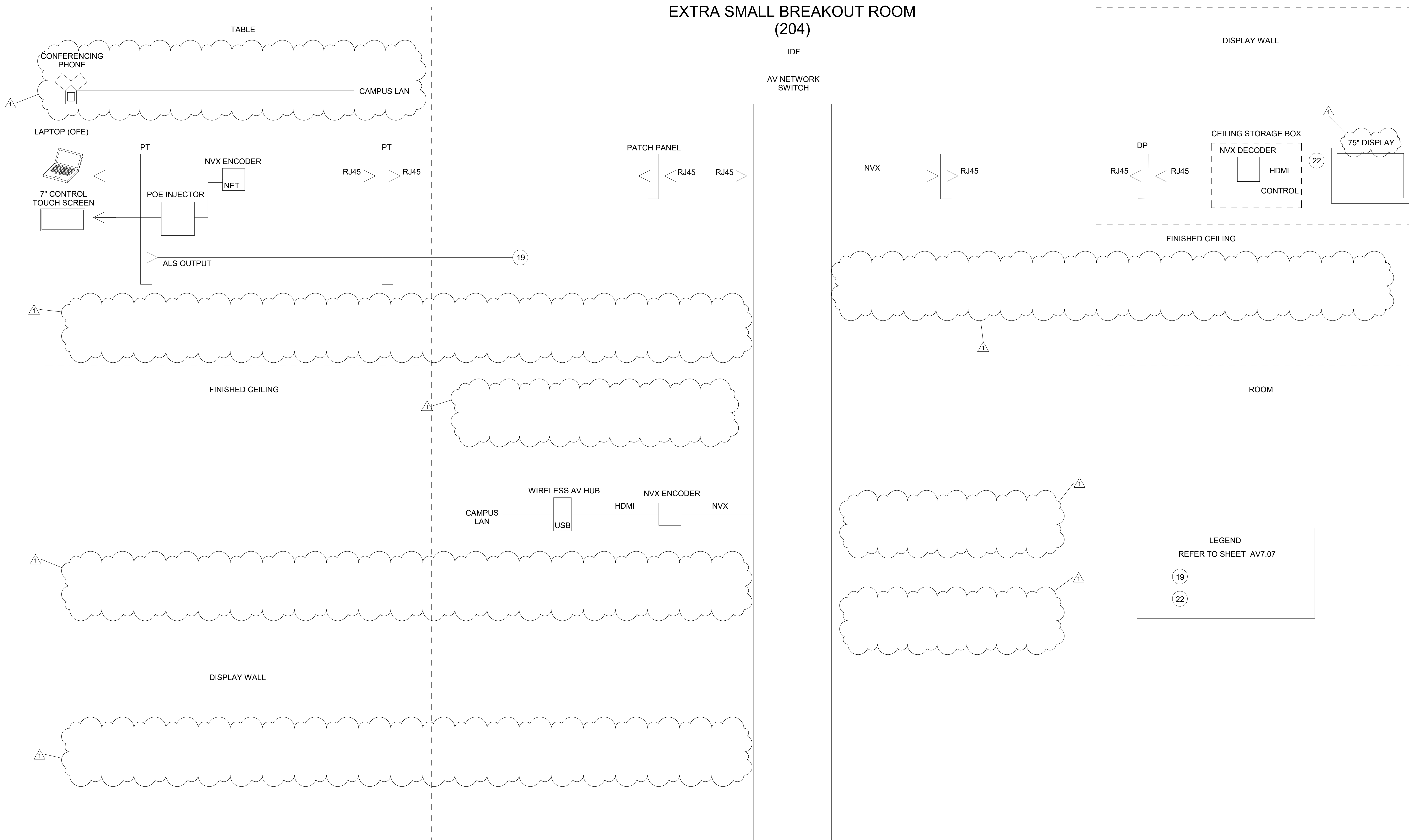
SKIDMORE, OWINGS & MERRILL LLP  
1 FRONT STREET, SAN FRANCISCO, CA

Consultants:



Issued For: [ ] Date: [ ]  
No. [ ] Description: [ ]  
1 BID ADDENDUM #1 2019.09.25

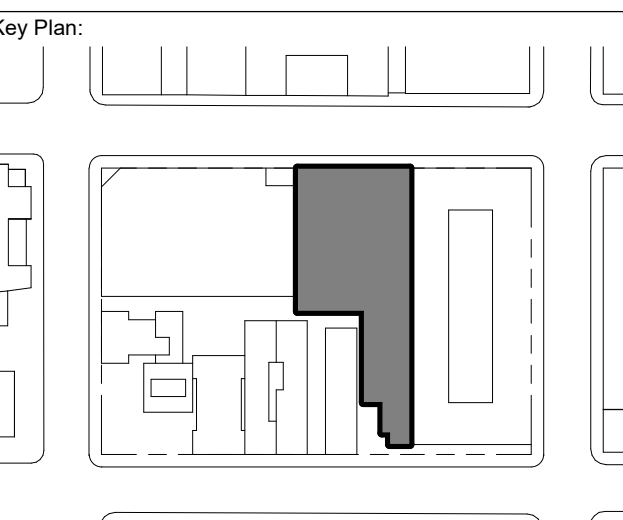
**EXTRA SMALL BREAKOUT ROOM (204)**



**LEGEND**  
REFER TO SHEET AV7.07

19  
22

1 EXTRA SMALL BREAKOUT ROOM 2 FUNCTIONAL DIAGRAM - LEVEL 2  
NTS



PROJECT NORTH



STAMPED & SIGNED ON:  
12 OCT 2018  
EXP. 30 JUN 2020

Sheet Name:  
**LEVEL 2 - EXTRA SMALL BREAKOUT ROOM (204) FUNCTIONAL DIAGRAM**

Project No.: 17-0580  
Sheet No.:  
Drawn By: AGN  
Checked By: DHK  
Scale:  
NTS

**AV7.10**

Design-Builder:



CLARK CONSTRUCTION GROUP OF CALIFORNIA, LP  
180 HOWARD STREET, SAN FRANCISCO, CA

Architect:



SKIDMORE, OWINGS & MERRILL LLP  
1 FRONT STREET, SAN FRANCISCO, CA

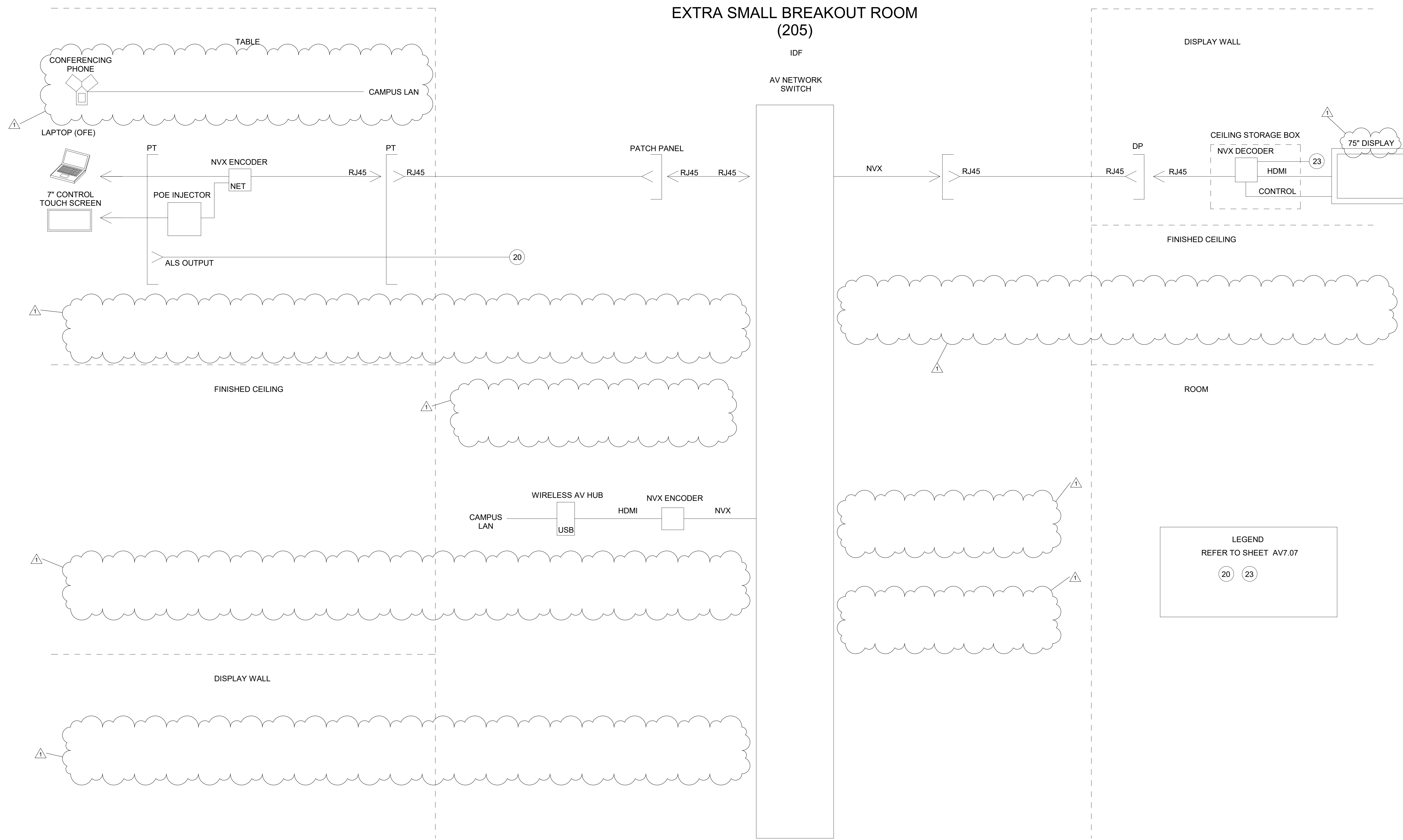
Consultants:



130 Sutter Street, 5th Floor  
San Francisco, CA 94104  
Tel: 415.397.0442  
Fax: 415.397.0454  
www.cmsalter.com  
Proj.#: 17-0580

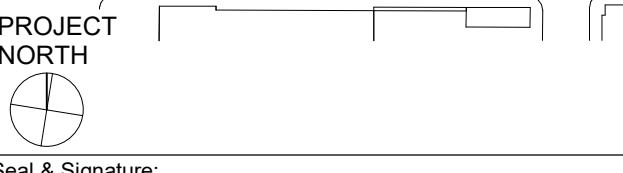
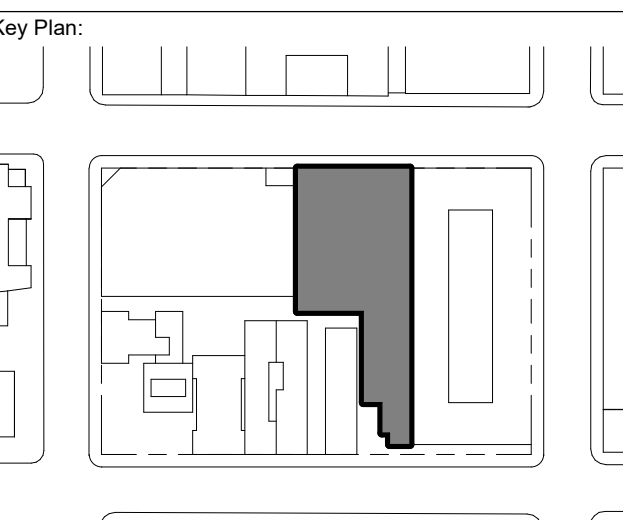
| Issued For:       | Date:      |
|-------------------|------------|
| 1 BID ADDENDUM #1 | 2019.09.25 |

**EXTRA SMALL BREAKOUT ROOM (205)**



**LEGEND**  
REFER TO SHEET AV7.07  
20 23

1 EXTRA SMALL BREAKOUT ROOM 3 FUNCTIONAL DIAGRAM - LEVEL 2  
NTS

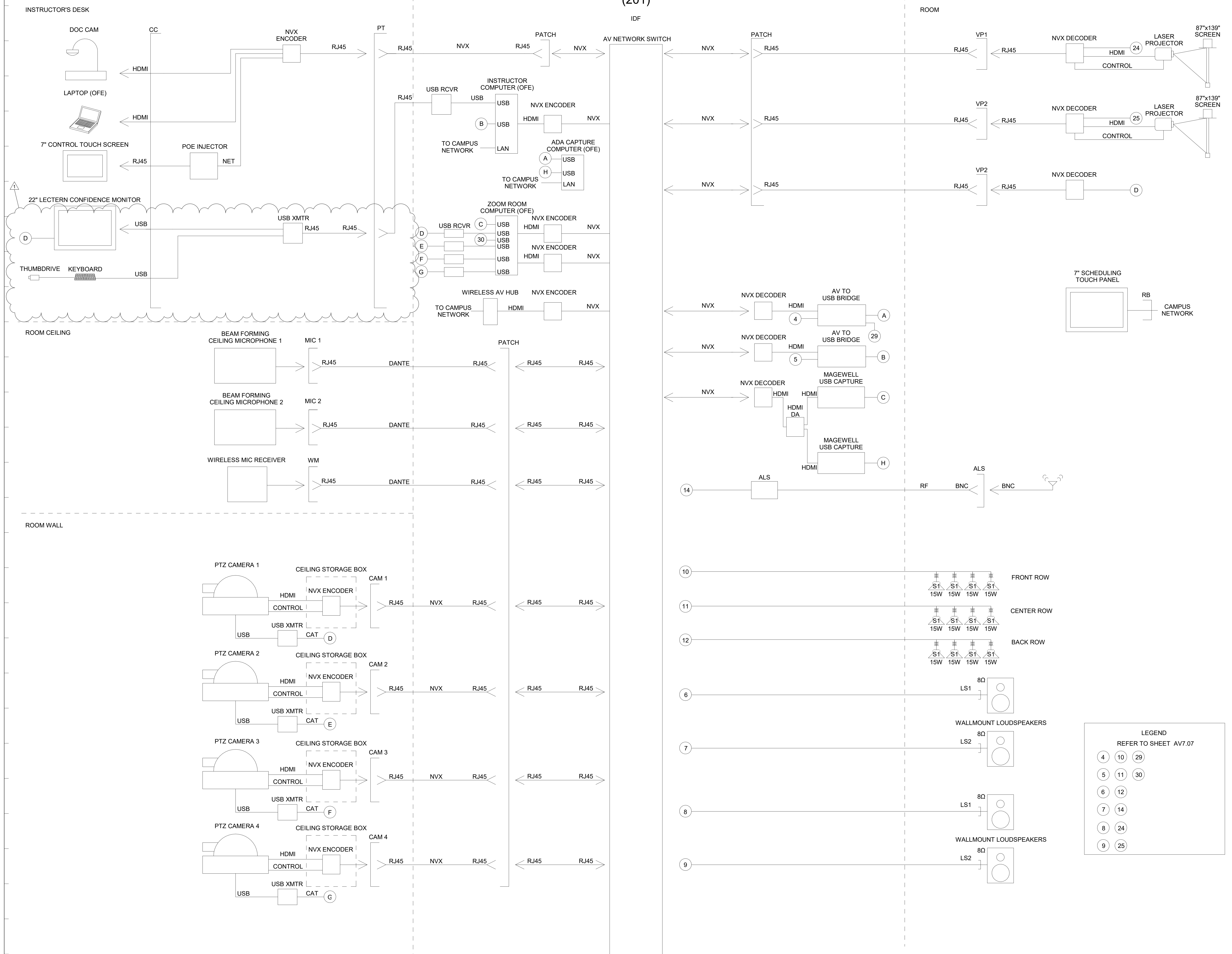


STAMPED & SIGNED ON:  
12 OCT 2018  
EXP. 30 JUN 2020

Sheet Name:  
**LEVEL 2 - EXTRA SMALL BREAKOUT ROOM (205) FUNCTIONAL DIAGRAM**

|                      |            |
|----------------------|------------|
| Project No.: 17-0580 | Sheet No.: |
| Drawn By: AGN        | AV7.11     |
| Checked By: DHK      |            |
| Scale:               | NTS        |

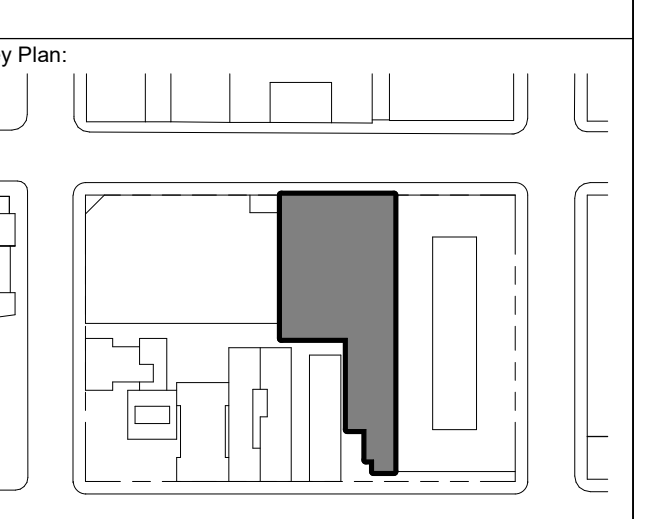
EXTRA LARGE LECTURE ROOM  
(201)



State of California  
Real Estate Services Division  
Project Management & Development Branch  
707 Third Street, 4th Floor  
West Sacramento, California 95605  
Project Director: Alonzo Arreola  
(916) 376-1652



|             |            |
|-------------|------------|
| Issued For: | Date:      |
| No. 1       | 2019.09.25 |



STAMPED & SIGNED ON:  
12 OCT 2018  
EXP. 30 JUN 2020


Sheet Name:  
**LEVEL 2 - EXTRA LARGE LECTURE ROOM (201) FUNCTIONAL DIAGRAM**

Project No.: 17-0580  
Sheet No.:  
Drawn By: AGN  
Checked By: DHK  
Scale:  
NTS

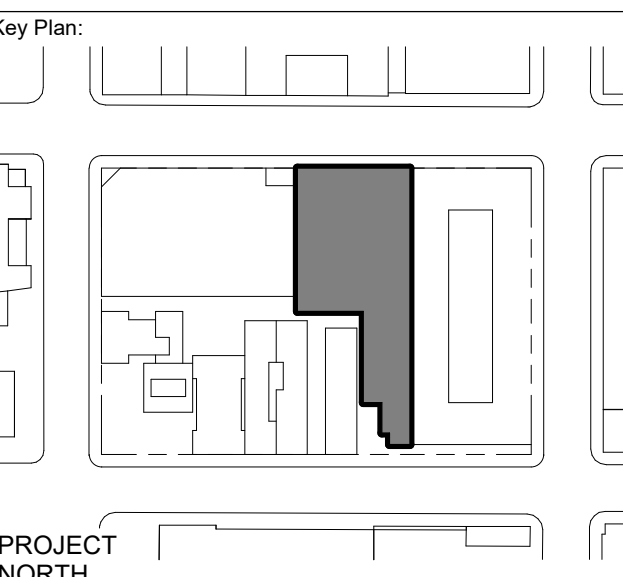
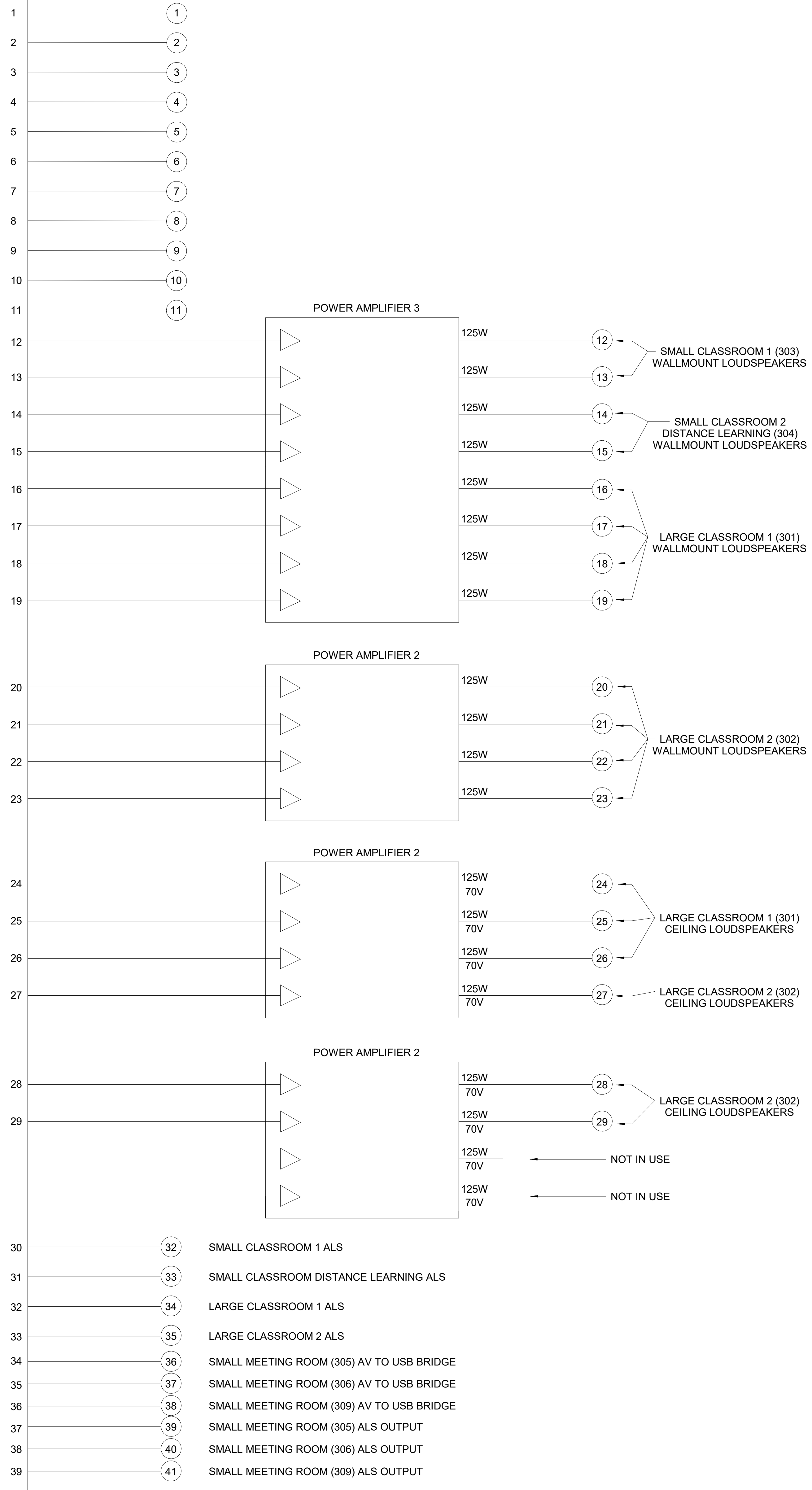
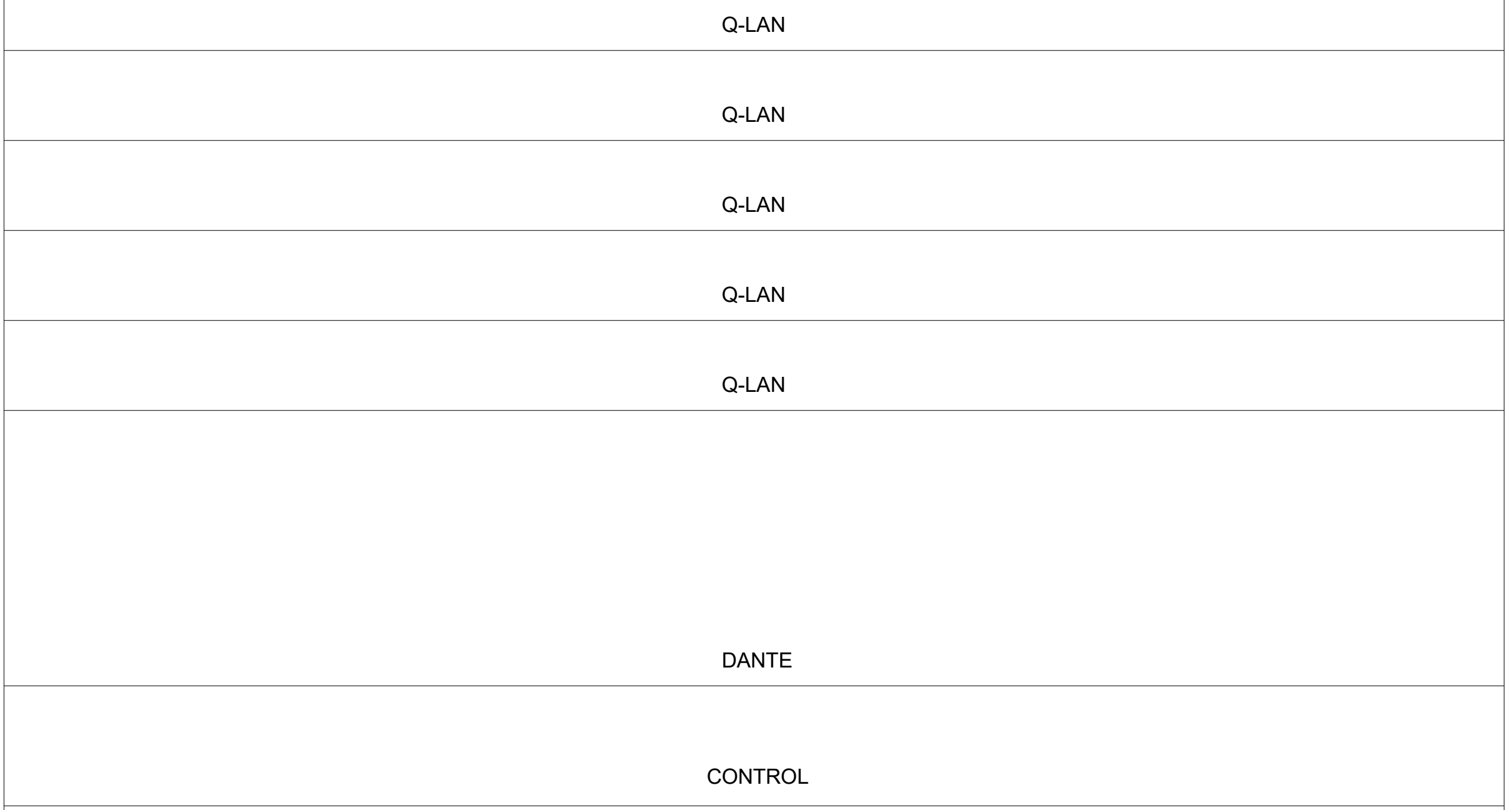
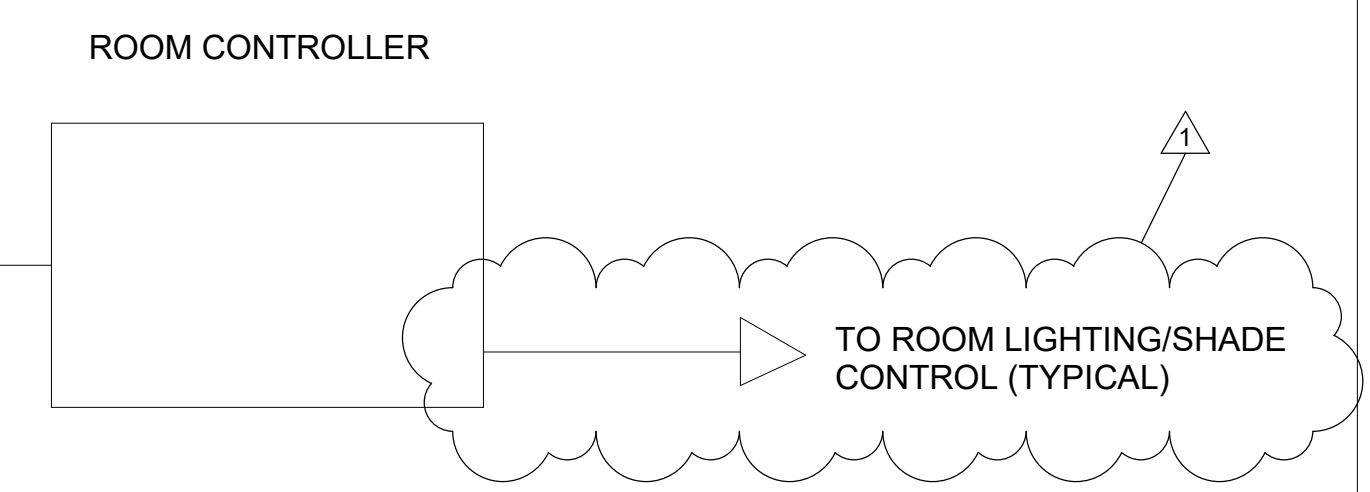
AV7.12

09/20/2019 2:47:44 PM

1 EXTRA LARGE LECTURE FUNCTIONAL DIAGRAM - LEVEL 2  
NTS



**IDF (3T1)**



Stamp and Signature:  
Professional Engineer  
State of California  
12 OCT 2018  
EXP. 30 JUN 2020

Sheet Name:  
**LEVEL 3 - IDF ROOM FUNCTIONAL DIAGRAM**

Project No.: 17-0580  
Sheet No.: AV7.13  
Drawn By: AGN  
Checked By: DHK  
Scale: NTS

1 A IDF ROOM FUNCTIONAL DIAGRAM - LEVEL 3 NTS

Design-Builder:



CLARK CONSTRUCTION GROUP OF CALIFORNIA, LP  
180 HOWARD STREET, SAN FRANCISCO, CA

Architect:



SKIDMORE, OWINGS & MERRILL LLP  
1 FRONT STREET, SAN FRANCISCO, CA

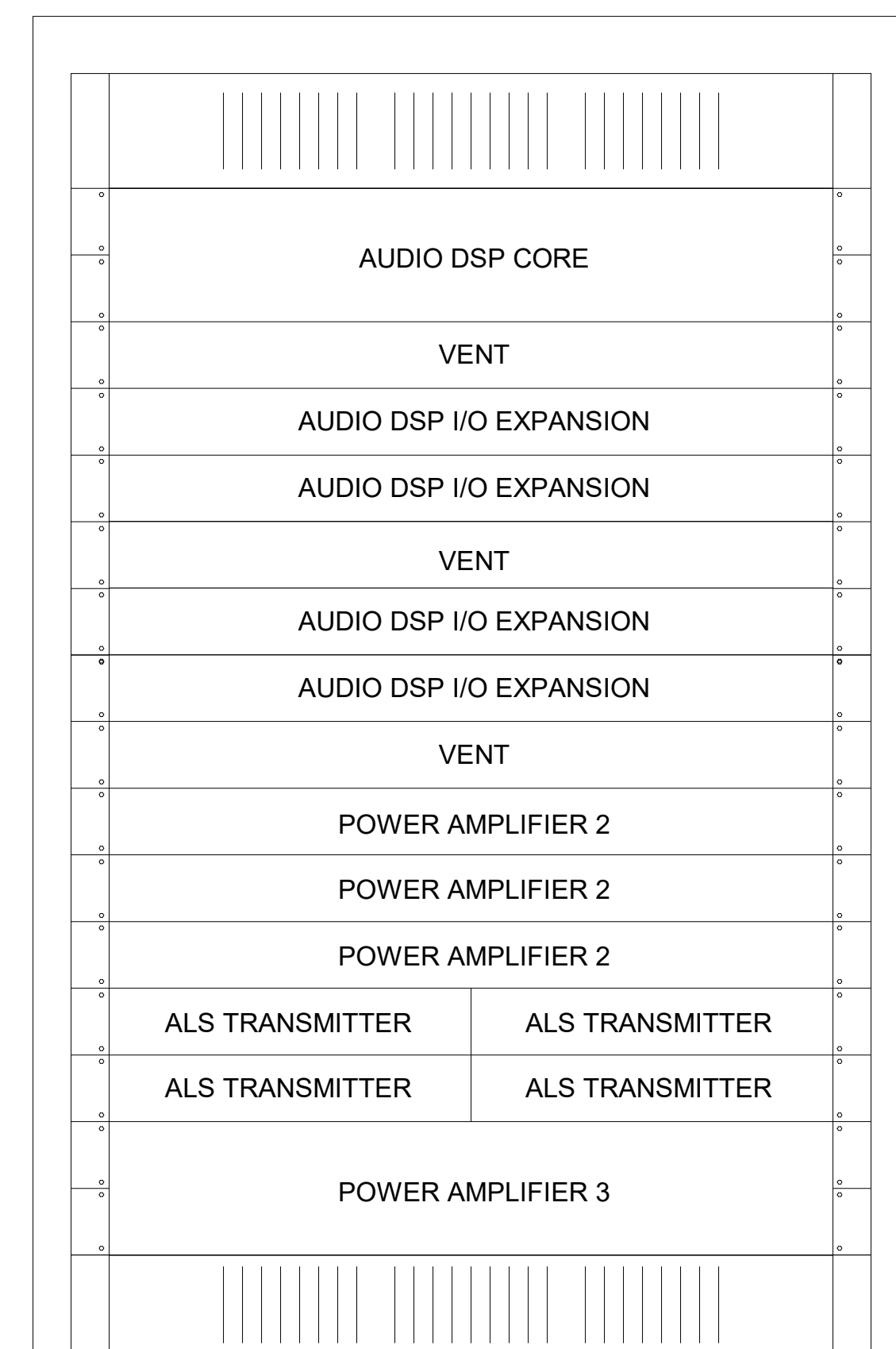
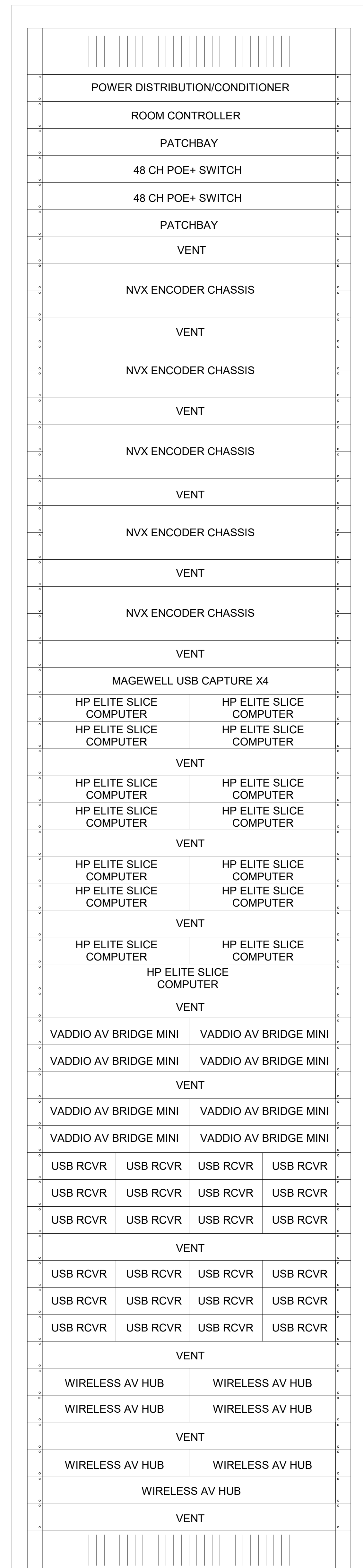
Consultants:



130 Sutter Street, 5th Floor  
San Francisco, CA 94104  
Tel: 415.397.0442  
Fax: 415.397.0454  
www.cmsalter.com  
Proj.#: 17-0580

Issued For:

| No. | Description     | Date       |
|-----|-----------------|------------|
| 1   | BID ADDENDUM #1 | 2019.09.25 |



1 IDF RACK 1 ELEVATION - LEVEL 3  
NTS

Key Plan:



PROJECT NORTH



Seal & Signature:



STAMPED & SIGNED ON:  
12 OCT 2018  
EXP. 30 JUN 2020

Sheet Name:

**LEVEL 3 - IDF RACK ELEVATIONS**

Project No.:

17-0580

Drawn By: AGN

Checked By: DHK

Scale:

NTS

Sheet No.:

AV7.14

Design-Builder:



CLARK CONSTRUCTION GROUP OF CALIFORNIA, LP  
180 HOWARD STREET, SAN FRANCISCO, CA

Architect:



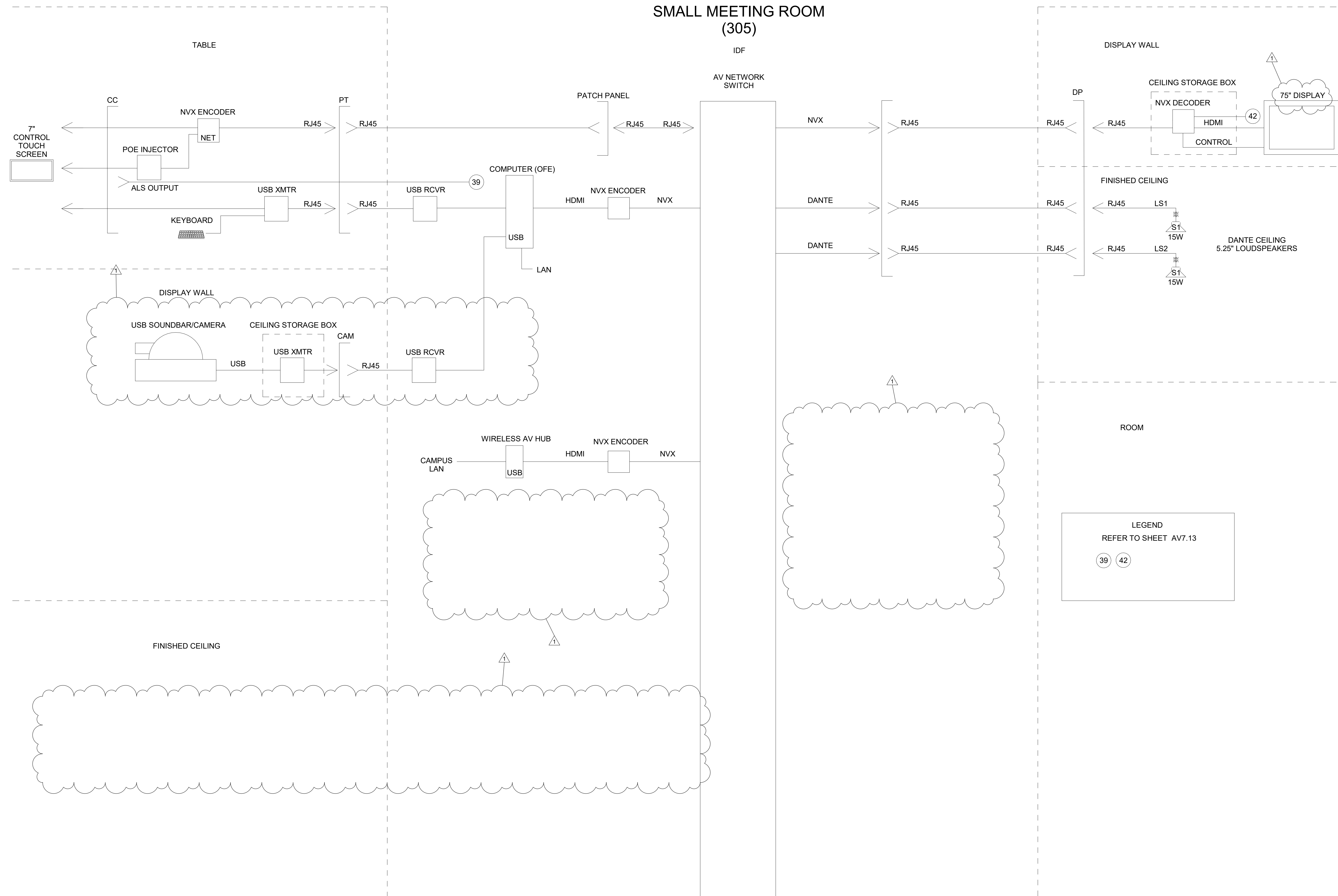
SKIDMORE, OWINGS & MERRILL LLP  
1 FRONT STREET, SAN FRANCISCO, CA

Consultants:



Issued For: 1 BID ADDENDUM #1  
No. Description: 2019.09.25 Date:

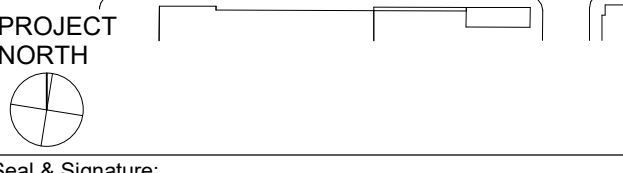
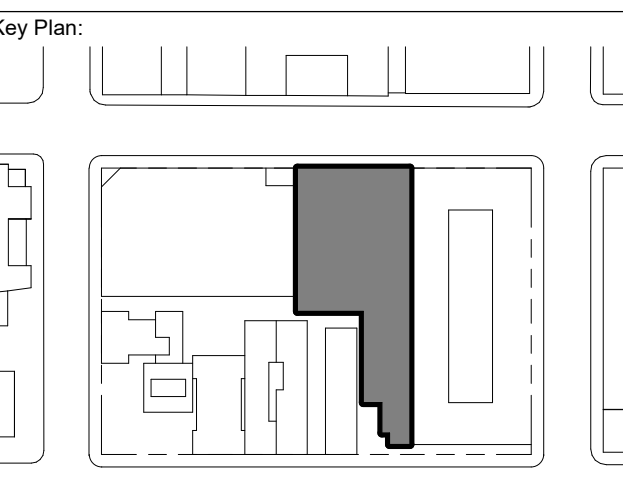
**SMALL MEETING ROOM (305)**



**LEGEND**  
REFER TO SHEET AV7.13

39 42

**1** SMALL MEETING ROOM 1 FUNCTIONAL DIAGRAM - LEVEL 3  
NTS



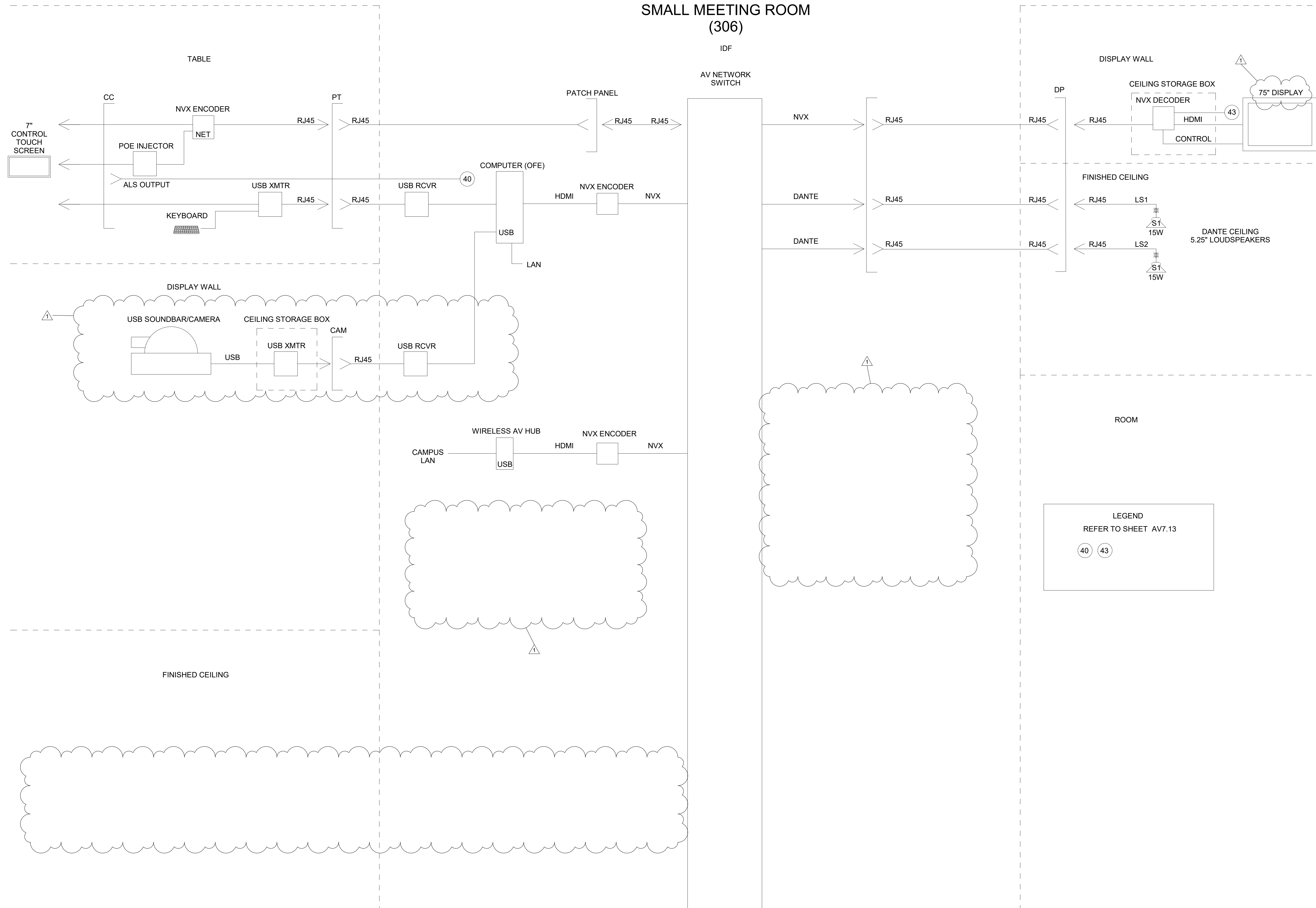
STAMPED & SIGNED ON:  
12 OCT 2018  
EXP. 30 JUN 2020

Sheet Name:  
**LEVEL 3 - SMALL MEETING ROOM (305) FUNCTIONAL DIAGRAM**


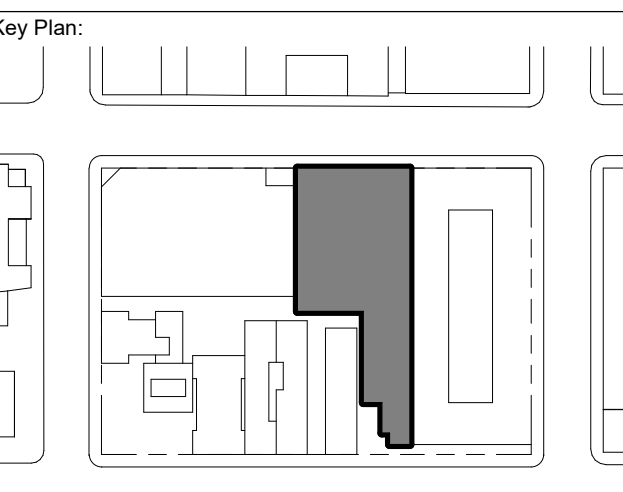
Project No.: 17-0580  
Sheet No.: AV7.15  
Drawn By: AGN  
Checked By: DHK  
Scale: NTS



**SMALL MEETING ROOM (306)**



**LEGEND**  
REFER TO SHEET AV7.13  
40 43



STAMPED & SIGNED ON:  
12 OCT 2018  
EXP. 30 JUN 2020

Sheet Name:  
**LEVEL 3 - SMALL MEETING ROOM (306) FUNCTIONAL DIAGRAM**

Project No.: 17-0580  
Sheet No.: AV7.16  
Drawn By: AGN  
Checked By: DHK  
Scale: NTS

1 SMALL MEETING ROOM 2 FUNCTIONAL DIAGRAM - LEVEL 3  
NTS

Design-Builder:



CLARK CONSTRUCTION GROUP OF CALIFORNIA, LP  
180 HOWARD STREET, SAN FRANCISCO, CA

Architect:



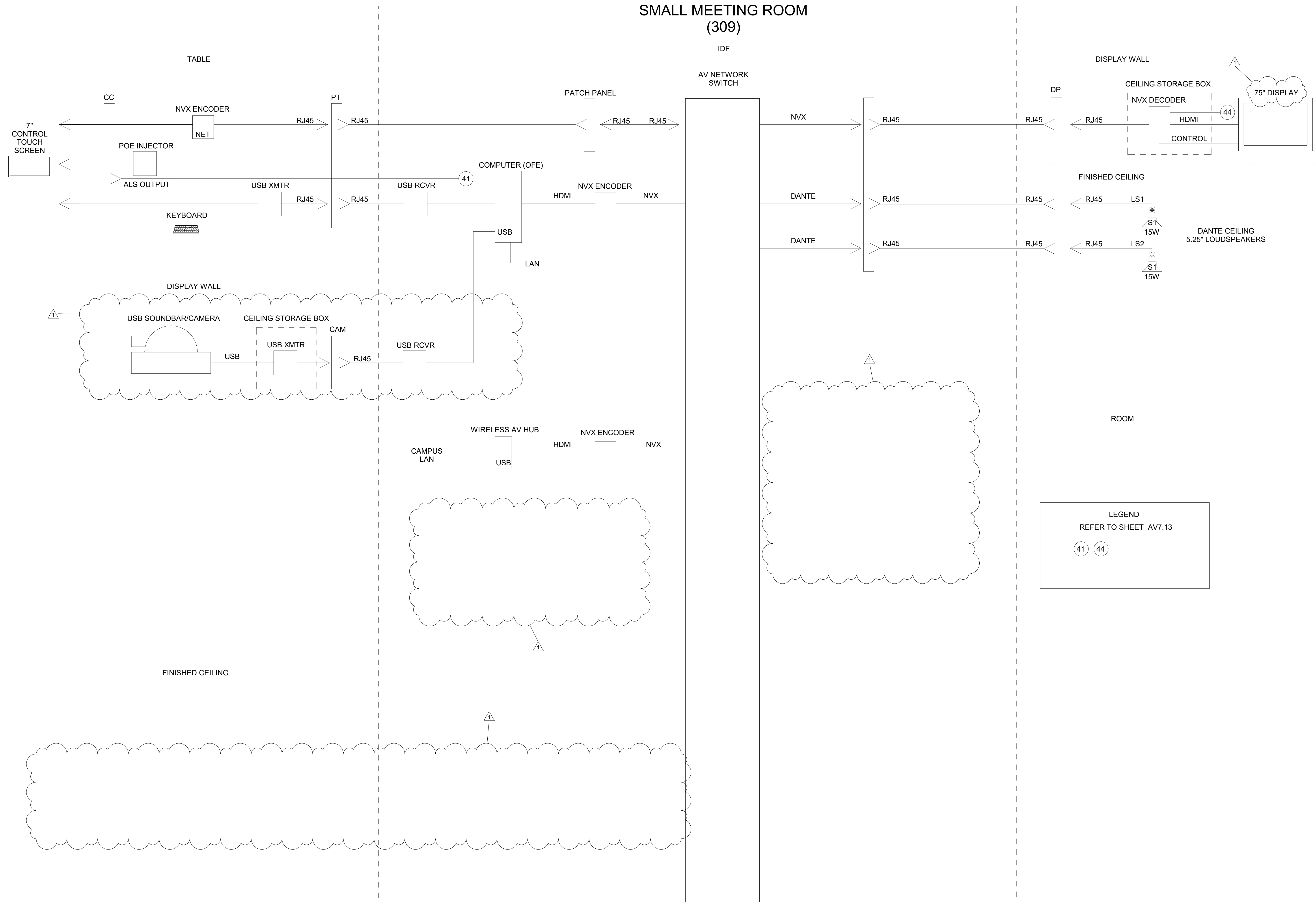
SKIDMORE, OWINGS & MERRILL LLP  
1 FRONT STREET, SAN FRANCISCO, CA

Consultants:

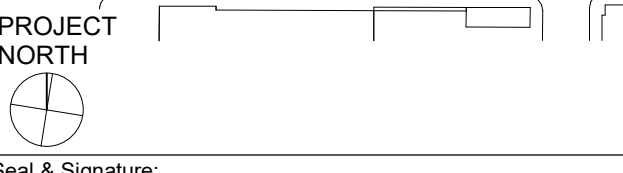
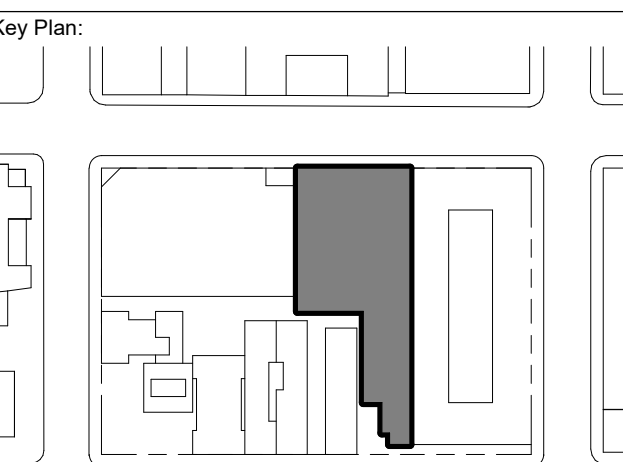


Issued For: [ ] Date: [ ]  
No. Description [ ] [ ]  
1 BID ADDENDUM #1 2019.09.25

**SMALL MEETING ROOM (309)**



**LEGEND**  
REFER TO SHEET AV7.13  
41 44



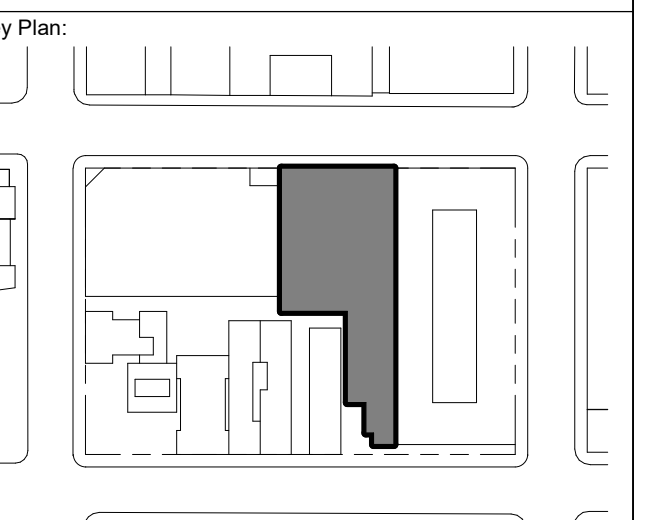

STAMPED & SIGNED ON:  
12 OCT 2018  
EXP. 30 JUN 2020

Sheet Name:  
**LEVEL 3 - SMALL MEETING ROOM (309) FUNCTIONAL DIAGRAM**

Project No.: 17-0580  
Sheet No.: AV7.17  
Drawn By: AGN  
Checked By: DHK  
Scale: NTS

1 SMALL MEETING ROOM 3 FUNCTIONAL DIAGRAM - LEVEL 3  
NTS

SMALL CLASSROOM  
(303)



PROJECT NORTH

Seal & Signature:

STAMPED & SIGNED ON:  
12 OCT 2018  
EXP. 30 JUN 2020

Sheet Name:  
**LEVEL 3 - SMALL CLASSROOM (303) FUNCTIONAL DIAGRAM**

Project No.: 17-0580  
Sheet No.: AV7.18  
Drawn By: AGN  
Checked By: DHK  
Scale: NTS

LEGEND  
REFER TO SHEET AV7.13

|    |    |
|----|----|
| 4  | 32 |
| 5  | 45 |
| 12 | 55 |
| 13 |    |

1 SMALL CLASSROOM 1 FUNCTIONAL DIAGRAM - LEVEL 3  
NTS

# SMALL CLASSROOM DISTANCE LEARNING (304)



State of California  
Real Estate Services Division  
Project Management & Development Branch

707 Third Street, 4th Floor  
West Sacramento, California 95605  
Project Director: Alonzo Arreola  
(916) 376-1652

Design-Builder:



CLARK CONSTRUCTION GROUP OF CALIFORNIA, LP  
180 HOWARD STREET, SAN FRANCISCO, CA

Architect:



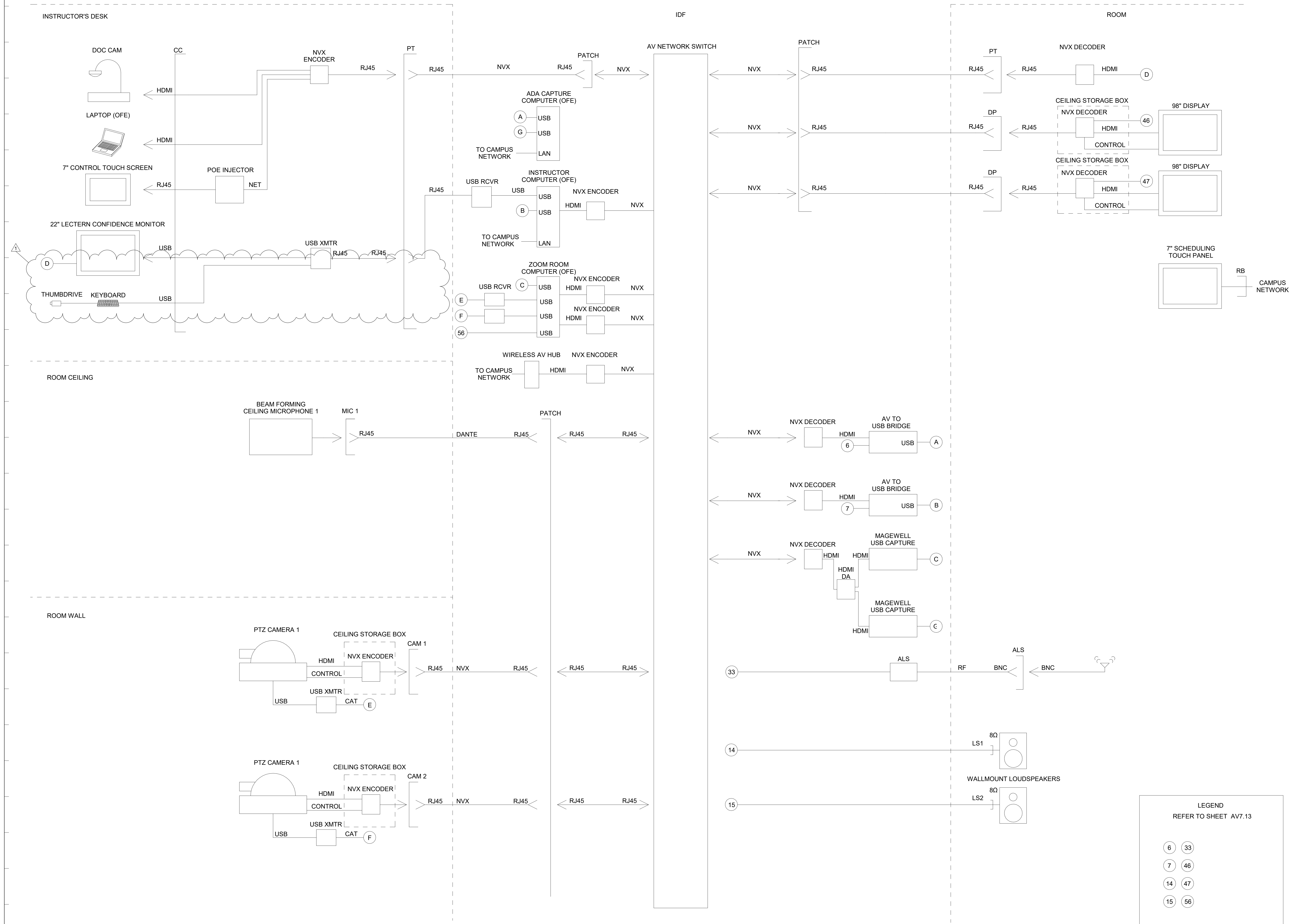
SKIDMORE, OWINGS & MERRILL LLP  
1 FRONT STREET, SAN FRANCISCO, CA

Consultants:



130 Sutter Street, 5th Floor  
San Francisco, CA 94104  
Tel: 415.397.0442  
Fax: 415.397.0454  
www.cmsalter.com  
Proj.#: 17-0580

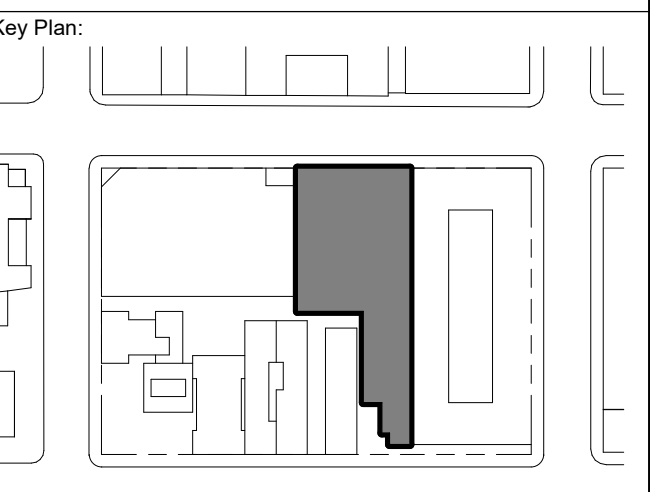
|                   |            |
|-------------------|------------|
| Issued For:       | Date:      |
| 1 BID ADDENDUM #1 | 2019.09.25 |



LEGEND  
REFER TO SHEET AV7.13

|    |    |
|----|----|
| 6  | 33 |
| 7  | 46 |
| 14 | 47 |
| 15 | 56 |

1 SMALL CLASSROOM 2 DISTANCE LEARNING FUNCTIONAL DIAGRAM - LEVEL 3  
NTS



PROJECT NORTH



STAMPED & SIGNED ON:  
12 OCT 2018  
EXP. 30 JUN 2020

Sheet Name:  
**LEVEL 3 - SMALL CLASSROOM DISTANCE LEARNING (304) FUNCTIONAL**

Project No.: 17-0580  
Sheet No.: AV7.19  
Drawn By: AGN  
Checked By: DHK  
Scale: NTS

# LARGE CLASSROOM (301)

Design-Builder:



CLARK CONSTRUCTION GROUP OF CALIFORNIA, LP  
180 HOWARD STREET, SAN FRANCISCO, CA

Architect:



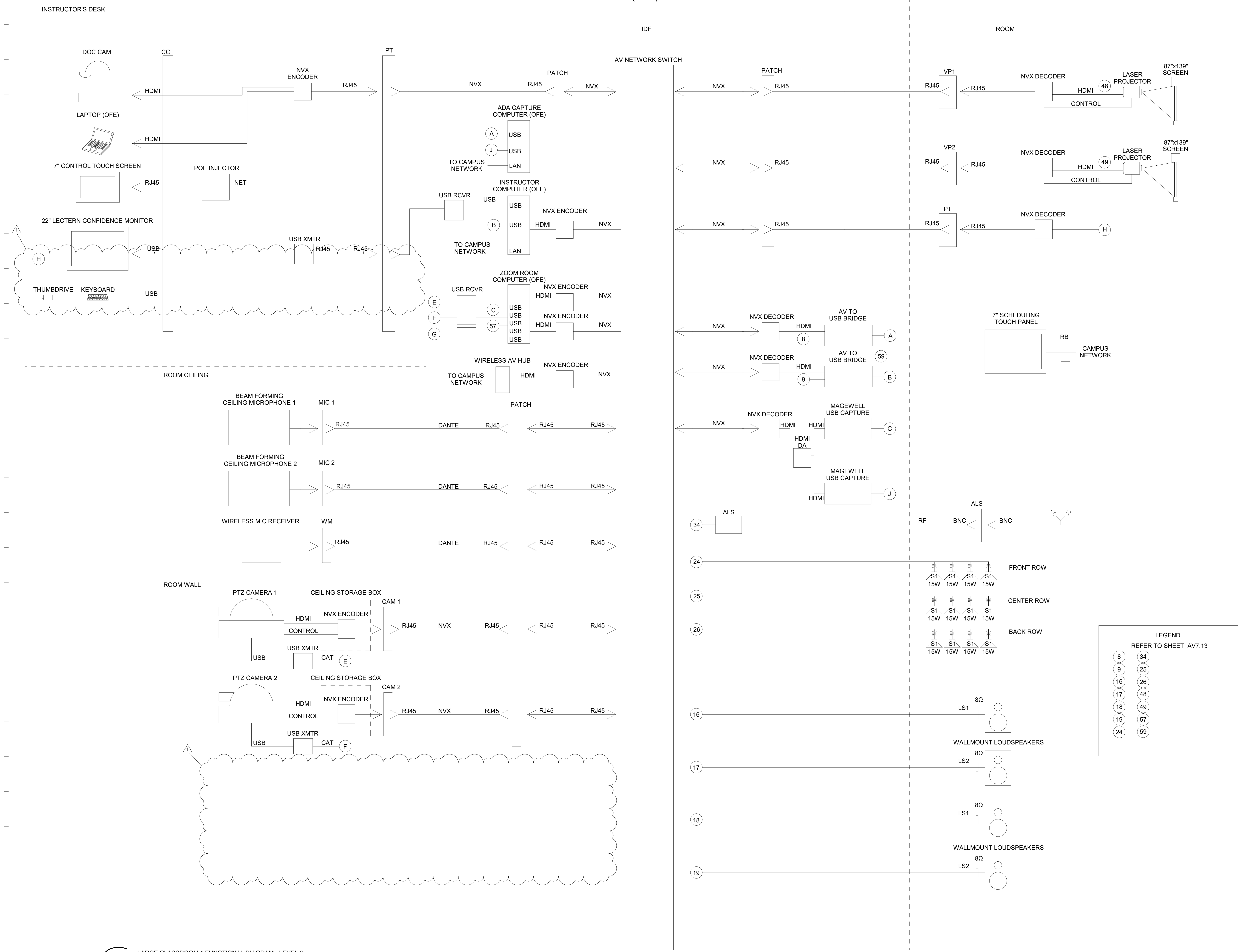
SKIDMORE, OWINGS & MERRILL LLP  
1 FRONT STREET, SAN FRANCISCO, CA

Consultants:

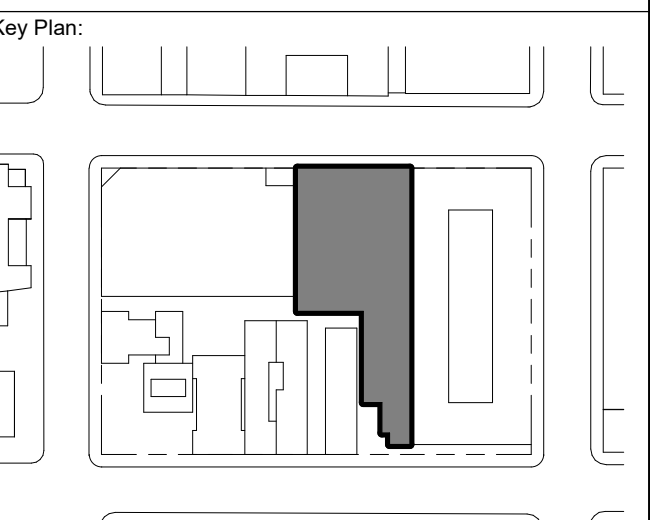


130 Sutter Street, 5th Floor  
San Francisco, CA 94104  
Tel: 415.397.0442  
Fax: 415.397.0454  
www.cmsalter.com  
Proj.#: 17-0580

Issued For: \_\_\_\_\_ Date: \_\_\_\_\_  
No. Description  
1 BID ADDENDUM #1 2019.09.25



| LEGEND                |    |
|-----------------------|----|
| REFER TO SHEET AV7.13 |    |
| 8                     | 34 |
| 9                     | 25 |
| 16                    | 26 |
| 17                    | 48 |
| 18                    | 49 |
| 19                    | 57 |
| 24                    | 59 |



PROJECT NORTH

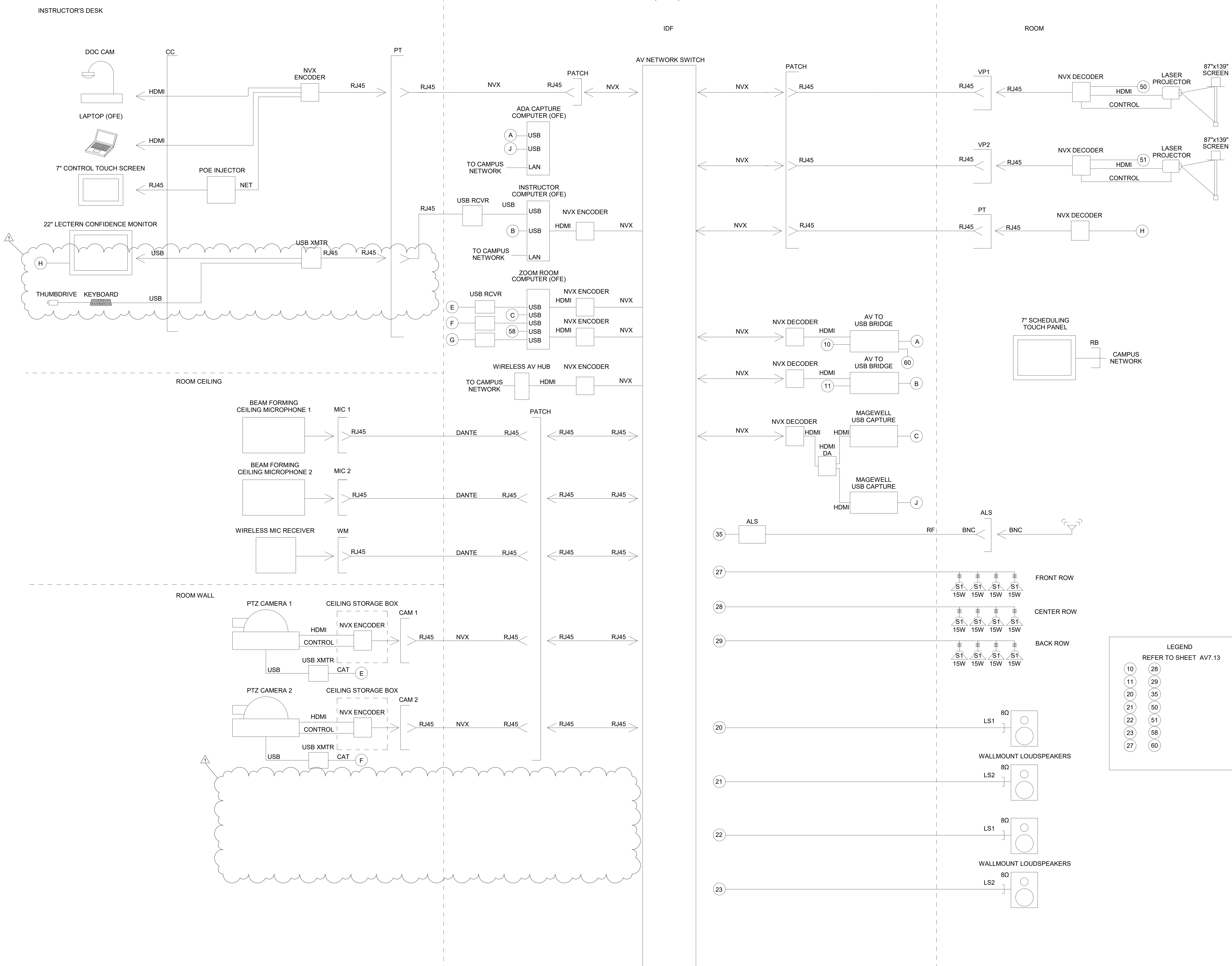


STAMPED & SIGNED ON:  
12 OCT 2018  
EXP. 30 JUN 2020

Sheet Name:  
**LEVEL 3 - LARGE CLASSROOM (301) FUNCTIONAL DIAGRAM**

Project No.: 17-0580  
Sheet No.: AV7.20  
Drawn By: AGN  
Checked By: DHK  
Scale: NTS

# LARGE CLASSROOM (302)



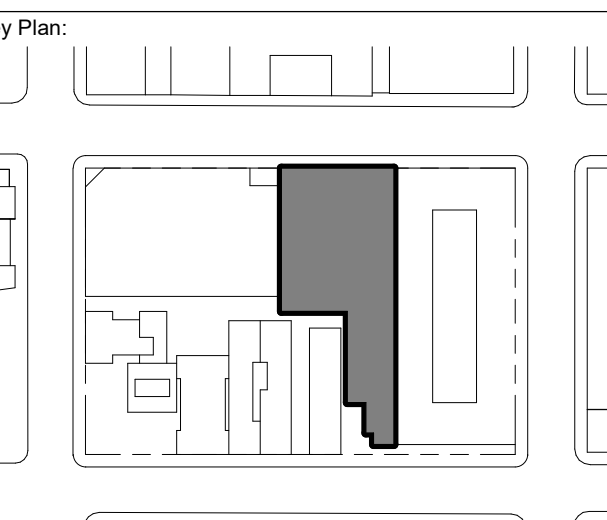
State of California  
Real Estate Services Division  
Project Management & Development Branch  
707 Third Street, 4th Floor  
West Sacramento, California 95605  
Project Director: Alonzo Arreola  
(916) 376-1652



Issued For: \_\_\_\_\_ Date: \_\_\_\_\_  
No. Description  
1 BID ADDENDUM #1 2019.09.25

**LEGEND**  
REFER TO SHEET AV7.13

|    |    |
|----|----|
| 10 | 28 |
| 11 | 29 |
| 20 | 35 |
| 21 | 50 |
| 22 | 51 |
| 23 | 58 |
| 27 | 60 |



PROJECT NORTH



STAMPED & SIGNED ON:  
12 OCT 2018  
EXP. 30 JUN 2020

Sheet Name:  
**LEVEL 3 - LARGE CLASSROOM (302) FUNCTIONAL DIAGRAM**

Project No.: 17-0580  
Sheet No.: AV7.21  
Drawn By: AGN  
Checked By: DHK  
Scale: NTS

Design-Builder:



CLARK CONSTRUCTION GROUP OF CALIFORNIA, LP  
180 HOWARD STREET, SAN FRANCISCO, CA

Architect:



SKIDMORE, OWINGS & MERRILL LLP  
1 FRONT STREET, SAN FRANCISCO, CA

Consultants:



130 Sutter Street, 5th Floor  
San Francisco, CA 94104  
Tel: 415 397 0442  
Fax: 415 397 0454  
www.cmsalter.com  
Proj.#: 17-0580

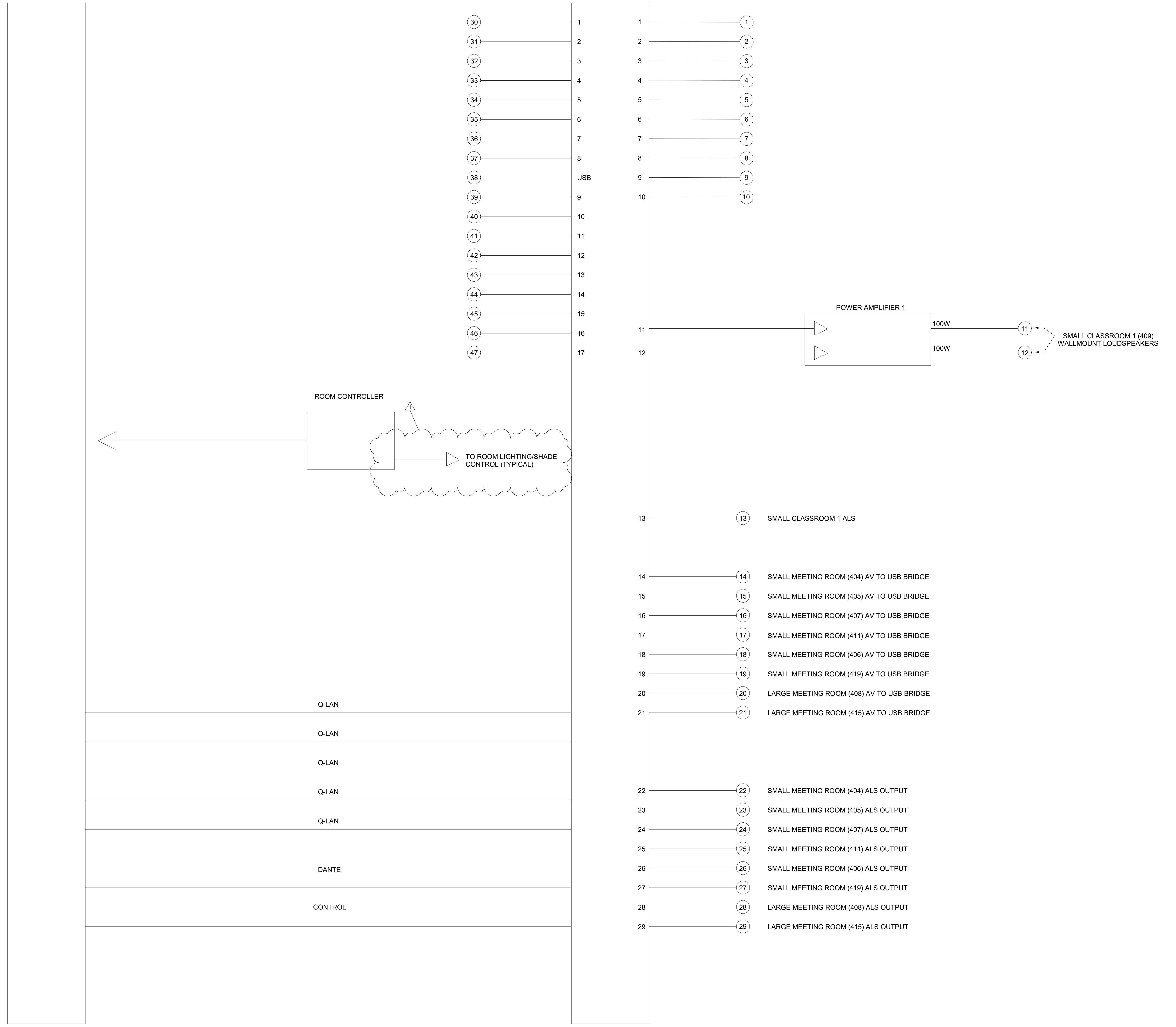
Issued For: \_\_\_\_\_ Date: \_\_\_\_\_  
No. Description

1 BID ADDENDUM #1 2019.09.25

AV NETWORK SWITCH

IDF (4T1)

AUDIO DSP



Key Plan:



PROJECT NORTH



Seal & Signature:



STAMPED & SIGNED ON:  
12 OCT 2018  
EXP. 30 JUN 2020

Sheet Name:  
**LEVEL 4 - IDF ROOM FUNCTIONAL DIAGRAM**

Project No.:

Sheet No.:

Drawn By: AGN

17-0580

Checked By: DHK

Scale:

Scale:

NTS

AV7.22

1 IDF ROOM FUNCTIONAL DIAGRAM - LEVEL 4  
NTS

Design-Builder:



CLARK CONSTRUCTION GROUP OF CALIFORNIA, LP  
180 HOWARD STREET, SAN FRANCISCO, CA

Architect:



SKIDMORE, OWINGS & MERRILL LLP  
1 FRONT STREET, SAN FRANCISCO, CA

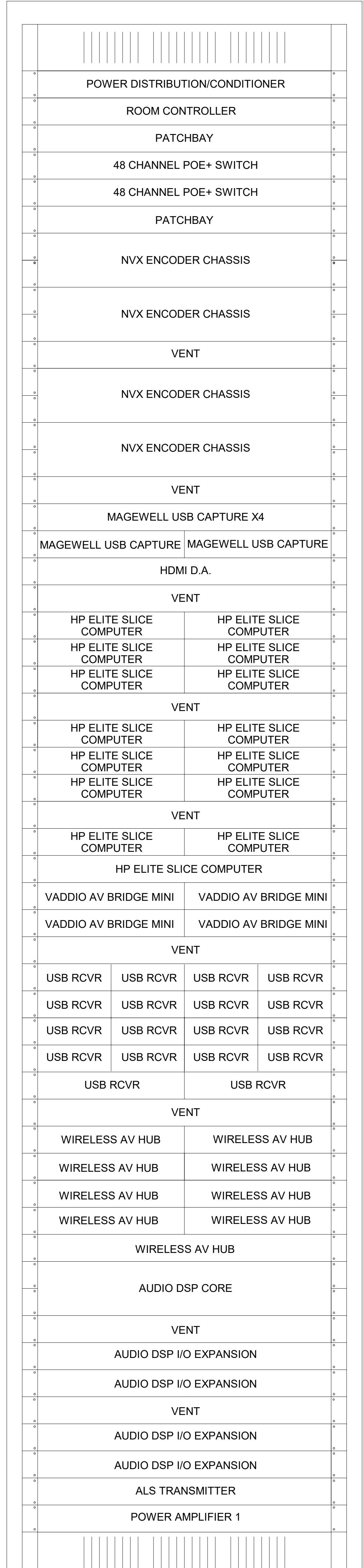
Consultants:



130 Sutter Street, 5th Floor  
San Francisco, CA 94104  
Tel: 415 397 0442  
Fax: 415 397 0454  
www.cmsalter.com  
Proj.#: 17-0580

Issued For:

| No. | Description     | Date       |
|-----|-----------------|------------|
| 1   | BID ADDENDUM #1 | 2019.09.25 |

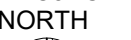


1 IDF RACK 1 ELEVATION - LEVEL 4  
NTS

Key Plan:



PROJECT NORTH



Seal & Signature:



STAMPED & SIGNED ON:  
12 OCT 2018  
EXP. 30 JUN 2020

Sheet Name:

**LEVEL 4 - IDF  
RACK ELEVATIONS**

Project No.:

17-0580

Drawn By: AGN

Checked By: DHK

Scale:

NTS

Sheet No.:

**AV7.23**



Design-Builder:



CLARK CONSTRUCTION GROUP OF CALIFORNIA, LP  
180 HOWARD STREET, SAN FRANCISCO, CA

Architect:



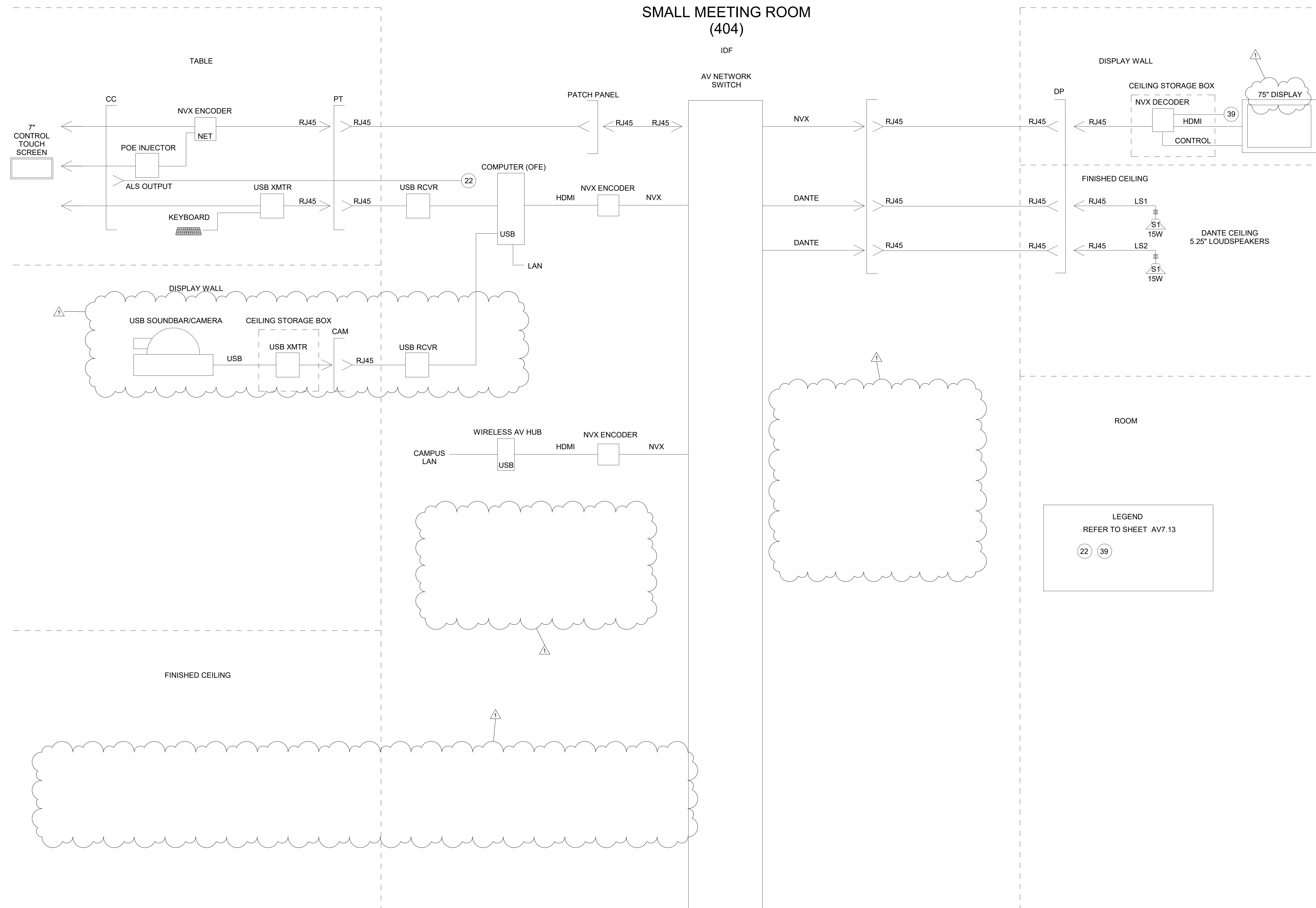
SKIDMORE, OWINGS & MERRILL LLP  
1 FRONT STREET, SAN FRANCISCO, CA

Consultants:



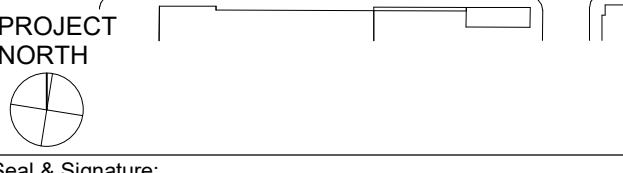
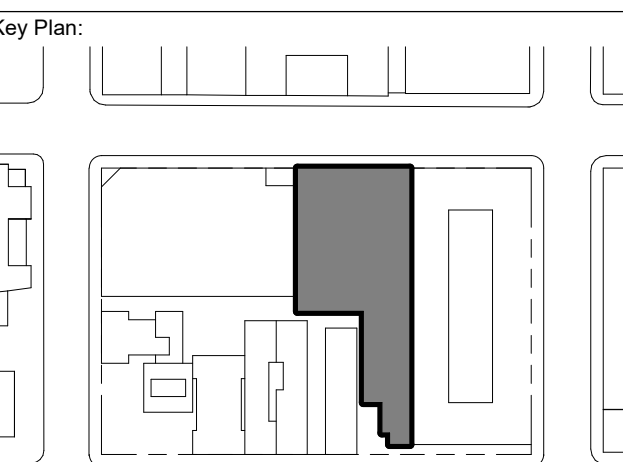
Issued For: [ ] Date: [ ]  
1 BID ADDENDUM #1 2019.09.25

**SMALL MEETING ROOM (404)**



**LEGEND**  
REFER TO SHEET AV7.13  
22 39

**1** SMALL MEETING ROOM 1 FUNCTIONAL DIAGRAM - LEVEL 4  
NTS



STAMPED & SIGNED ON:  
12 OCT 2018  
EXP. 30 JUN 2020

Sheet Name:  
**LEVEL 4 - SMALL MEETING ROOM (404) FUNCTIONAL DIAGRAM**

Project No.: 17-0580  
Sheet No.: AV7.24  
Drawn By: AGN  
Checked By: DHK  
Scale: NTS

Design-Builder:



CLARK CONSTRUCTION GROUP OF CALIFORNIA, LP  
180 HOWARD STREET, SAN FRANCISCO, CA

Architect:



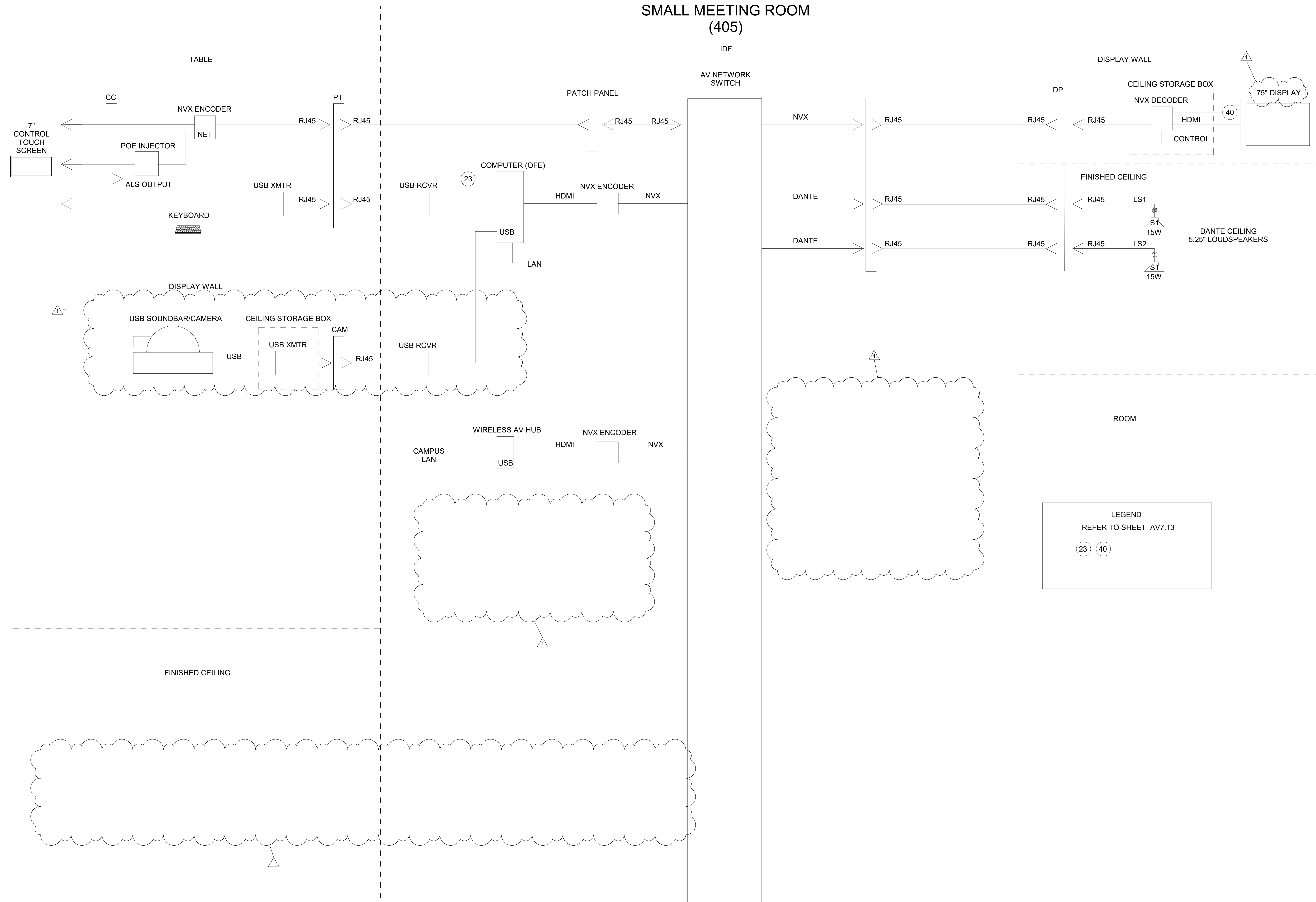
SKIDMORE, OWINGS & MERRILL LLP  
1 FRONT STREET, SAN FRANCISCO, CA

Consultants:



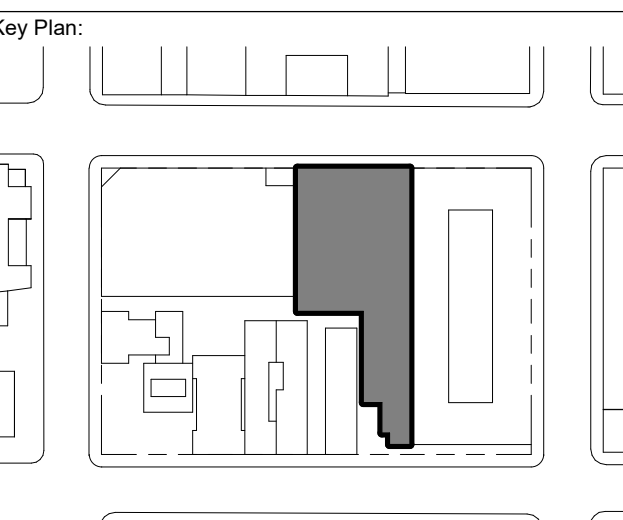
Issued For: [ ] Date: [ ]  
No. [ ] Description: [ ]  
1 BID ADDENDUM #1 2019.09.25

**SMALL MEETING ROOM (405)**




**LEGEND**  
REFER TO SHEET AV7.13  
23 40

1 SMALL MEETING ROOM 2 FUNCTIONAL DIAGRAM - LEVEL 4  
NTS



PROJECT NORTH



STAMPED & SIGNED ON:  
12 OCT 2018  
EXP. 30 JUN 2020

Sheet Name:  
**LEVEL 4 - SMALL MEETING ROOM (405) FUNCTIONAL DIAGRAM**

Project No.: 17-0580  
Sheet No.: AV7.25  
Drawn By: AGN  
Checked By: DHK  
Scale: NTS

Design-Builder:



CLARK CONSTRUCTION GROUP OF CALIFORNIA, LP  
180 HOWARD STREET, SAN FRANCISCO, CA

Architect:



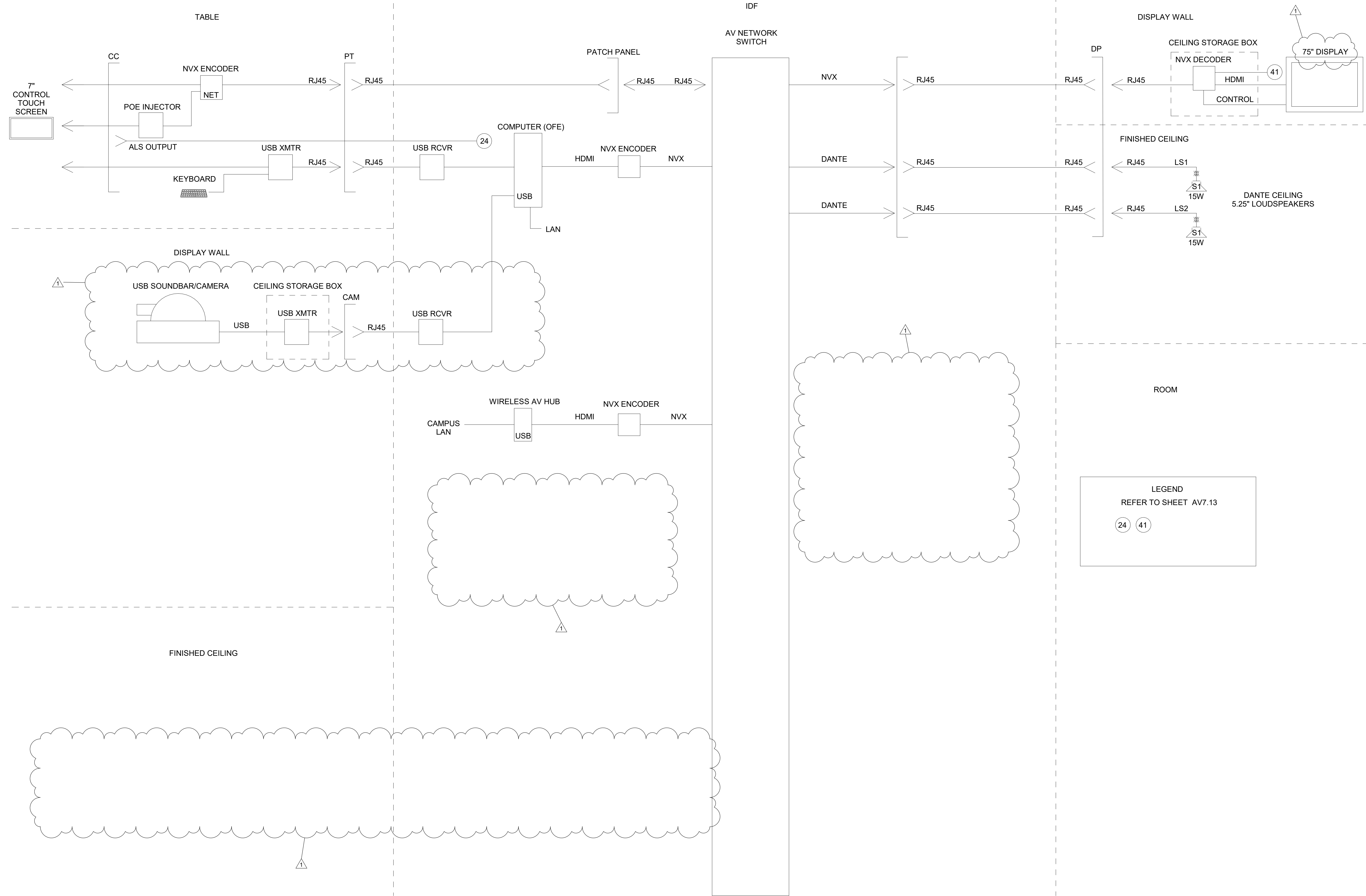
SKIDMORE, OWINGS & MERRILL LLP  
1 FRONT STREET, SAN FRANCISCO, CA

Consultants:

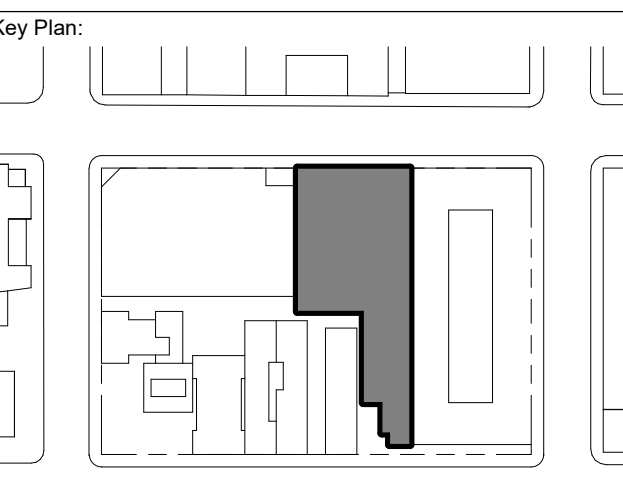


Issued For: [ ] Date: [ ]  
No. Description  
1 BID ADDENDUM #1 2019.09.25

**SMALL MEETING ROOM  
(407)**



**LEGEND**  
REFER TO SHEET AV7.13  
24 41



PROJECT NORTH



STAMPED & SIGNED ON:  
12 OCT 2018  
EXP. 30 JUN 2020

Sheet Name:  
**LEVEL 4 - SMALL MEETING ROOM (407) FUNCTIONAL DIAGRAM**

Project No.: 17-0580  
Sheet No.: AV7.26  
Drawn By: AGN  
Checked By: DHK  
Scale: NTS

1 SMALL MEETING ROOM 3 FUNCTIONAL DIAGRAM - LEVEL 4  
NTS

Design-Builder:



CLARK CONSTRUCTION GROUP OF CALIFORNIA, LP  
180 HOWARD STREET, SAN FRANCISCO, CA

Architect:



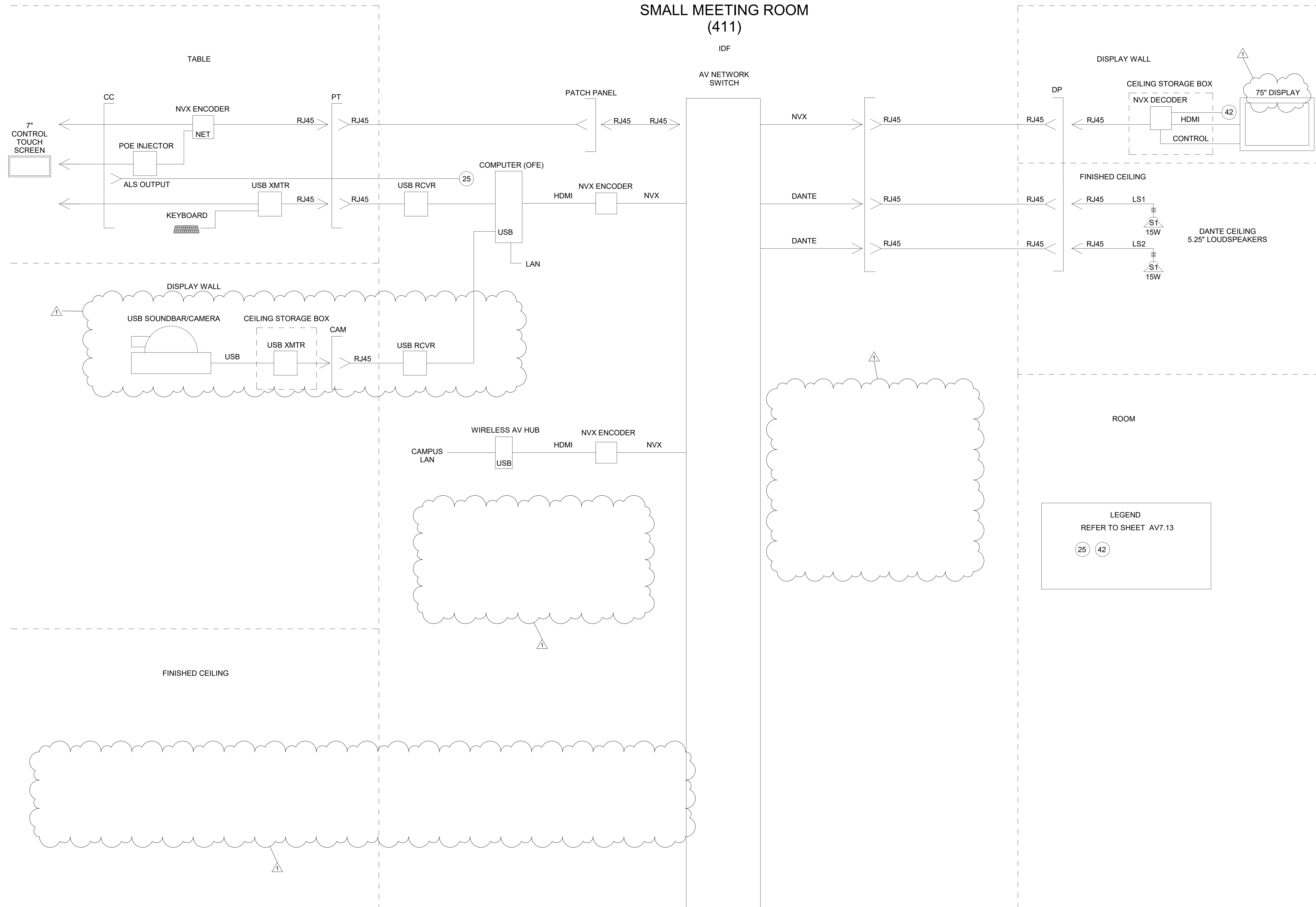
SKIDMORE, OWINGS & MERRILL LLP  
1 FRONT STREET, SAN FRANCISCO, CA

Consultants:



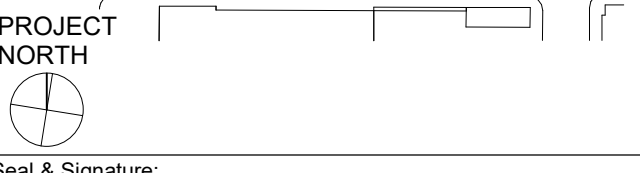
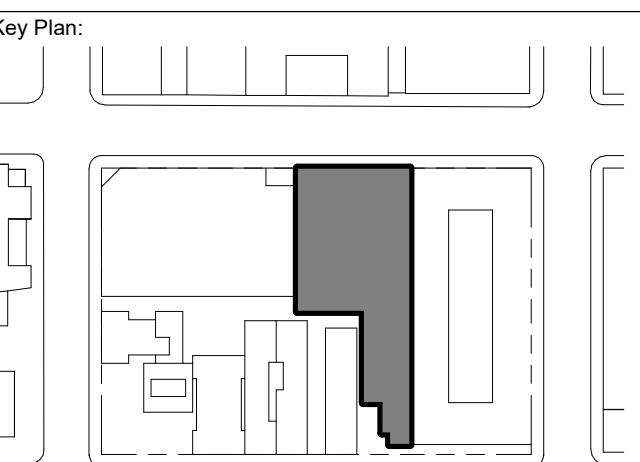
Issued For: [ ] Date: [ ]  
No. Description  
1 BID ADDENDUM #1 2019.09.25

**SMALL MEETING ROOM (411)**



LEGEND  
REFER TO SHEET AV7.13  
25 42

1 SMALL MEETING ROOM 4 FUNCTIONAL DIAGRAM - LEVEL 4  
NTS



STAMPED & SIGNED ON:  
12 OCT 2018  
EXP. 30 JUN 2020

Sheet Name:  
**LEVEL 4 - SMALL MEETING ROOM (411) FUNCTIONAL DIAGRAM**

Project No.: 17-0580  
Sheet No.: AV7.27  
Drawn By: AGN  
Checked By: DHK  
Scale: NTS

Design-Builder:



CLARK CONSTRUCTION GROUP OF CALIFORNIA, LP  
180 HOWARD STREET, SAN FRANCISCO, CA

Architect:



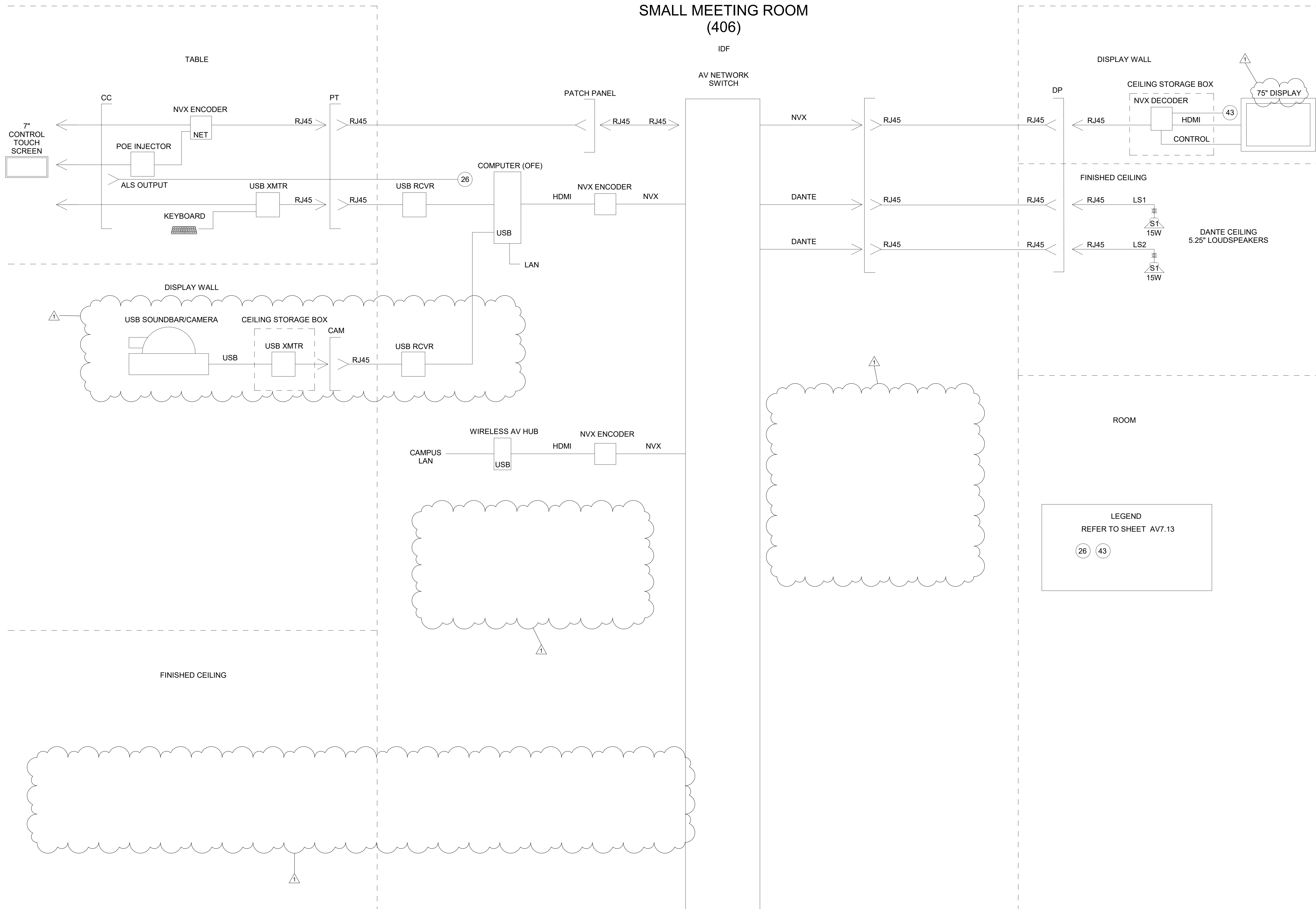
SKIDMORE, OWINGS & MERRILL LLP  
1 FRONT STREET, SAN FRANCISCO, CA

Consultants:




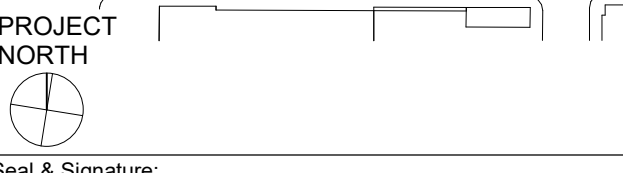
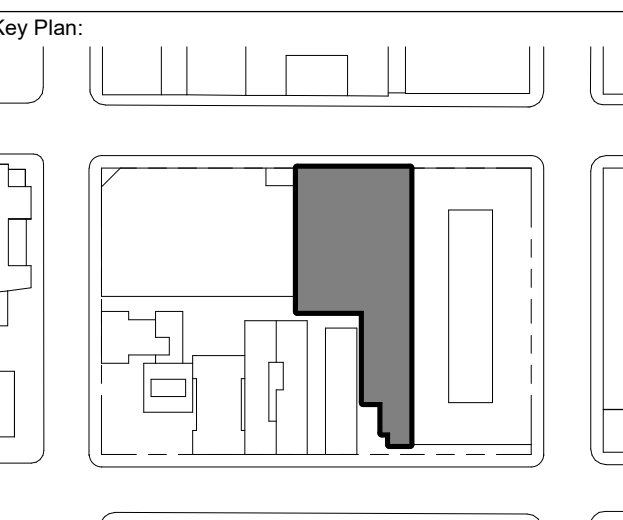
| Issued For:       | Date:      |
|-------------------|------------|
| 1 BID ADDENDUM #1 | 2019.09.25 |

**SMALL MEETING ROOM (406)**



LEGEND  
REFER TO SHEET AV7.13  
26 43

1 SMALL MEETING ROOM 5 FUNCTIONAL DIAGRAM - LEVEL 4  
NTS



STAMPED & SIGNED ON:  
12 OCT 2018  
EXP. 30 JUN 2020

Sheet Name:  
**LEVEL 4 - SMALL MEETING ROOM (406) FUNCTIONAL DIAGRAM**

|                      |                   |
|----------------------|-------------------|
| Project No.: 17-0580 | Sheet No.: AV7.28 |
| Drawn By: AGN        |                   |
| Checked By: DHK      |                   |
| Scale: NTS           |                   |

Design-Builder:



CLARK CONSTRUCTION GROUP OF CALIFORNIA, LP  
180 HOWARD STREET, SAN FRANCISCO, CA

Architect:



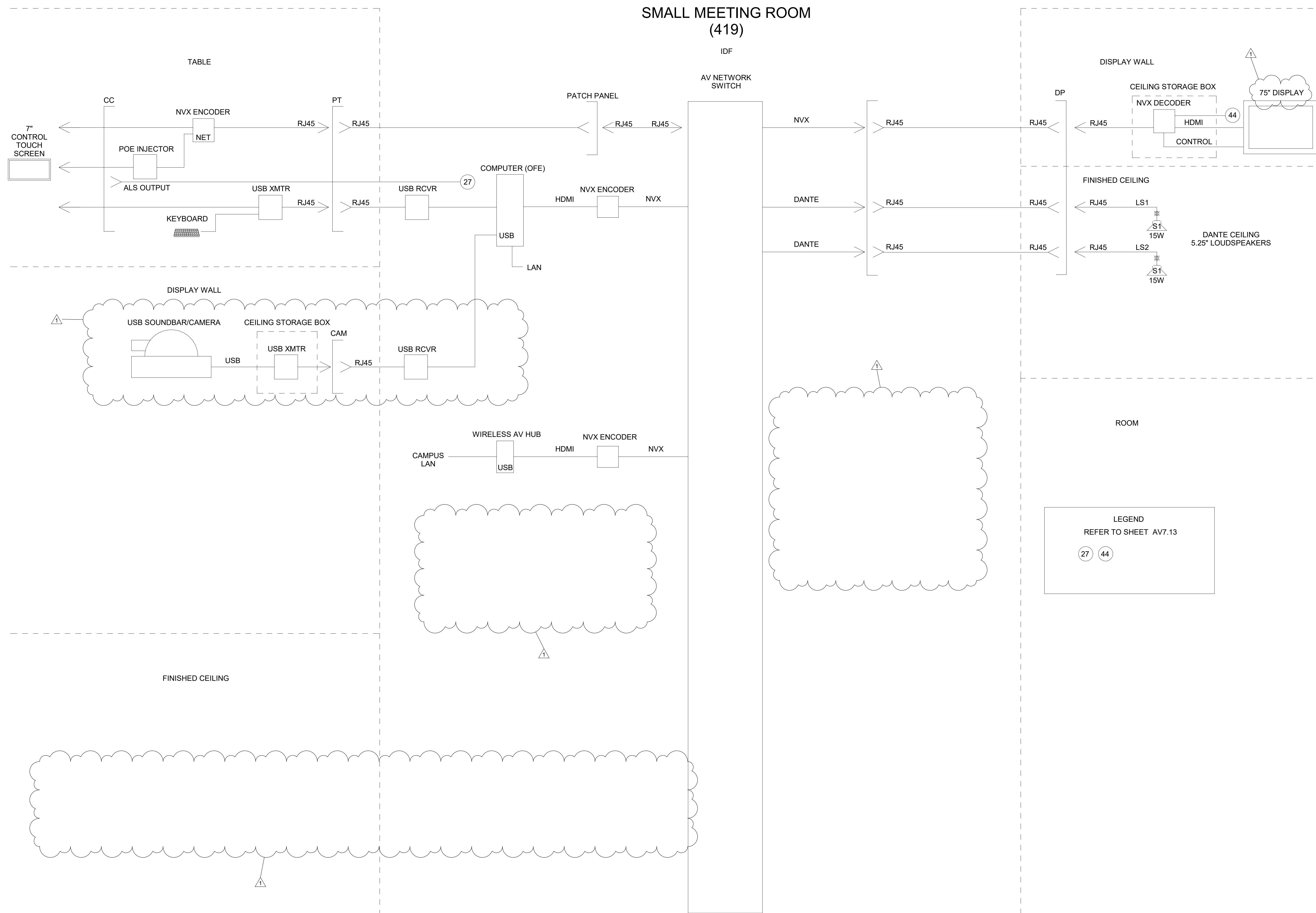
SKIDMORE, OWINGS & MERRILL LLP  
1 FRONT STREET, SAN FRANCISCO, CA

Consultants:



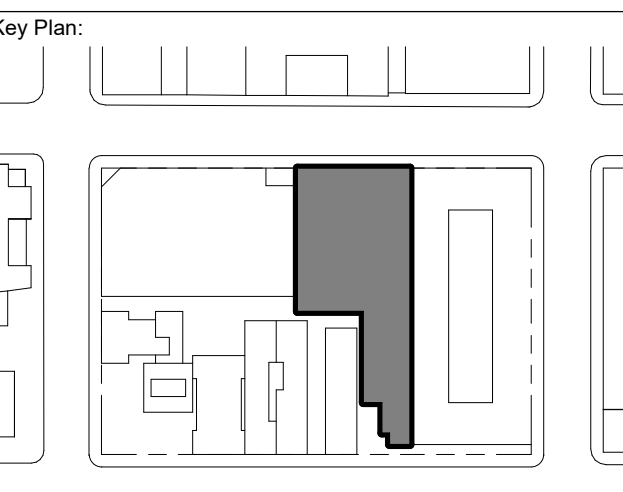
Issued For: [ ] Date: [ ]  
1 BID ADDENDUM #1 2019.09.25

**SMALL MEETING ROOM (419)**



**LEGEND**  
REFER TO SHEET AV7.13  
27 44

1 SMALL MEETING ROOM 6 FUNCTIONAL DIAGRAM - LEVEL 4  
NTS



PROJECT NORTH



STAMPED & SIGNED ON:  
12 OCT 2018  
EXP. 30 JUN 2020

Sheet Name:  
**LEVEL 4 - SMALL MEETING ROOM (419) FUNCTIONAL DIAGRAM**

Project No.: 17-0580  
Sheet No.: AV7.29  
Drawn By: AGN  
Checked By: DHK  
Scale: NTS

Design-Builder:



CLARK CONSTRUCTION GROUP OF CALIFORNIA, LP  
180 HOWARD STREET, SAN FRANCISCO, CA

Architect:



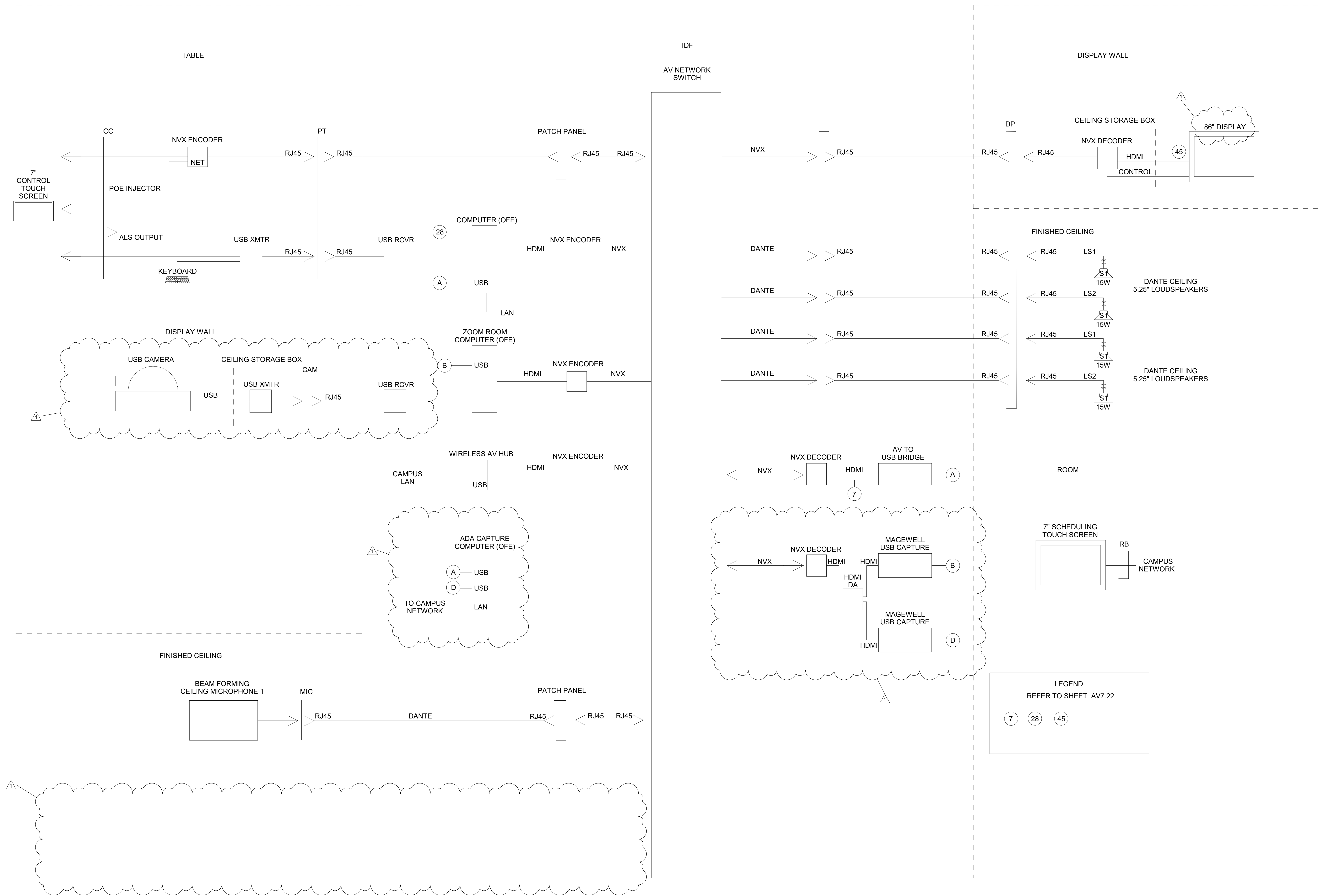
SKIDMORE, OWINGS & MERRILL LLP  
1 FRONT STREET, SAN FRANCISCO, CA

Consultants:



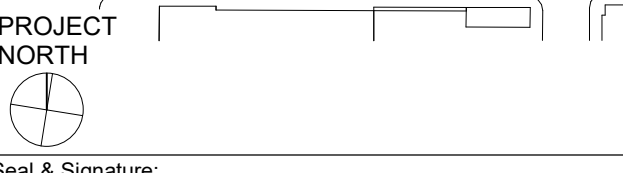
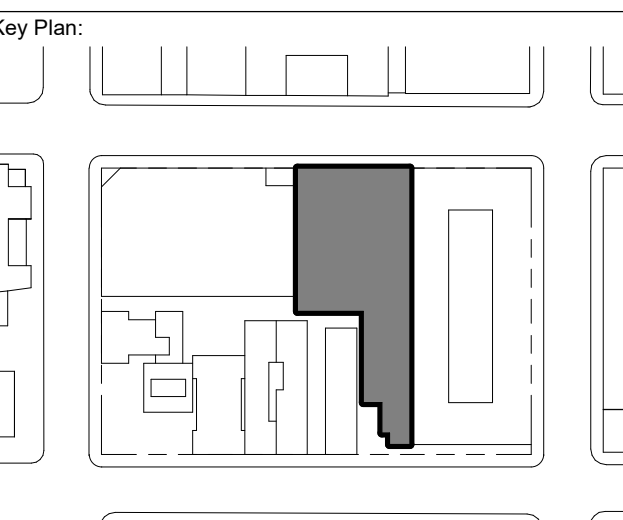
Issued For: No. Description Date:  
1 BID ADDENDUM #1 2019.09.25

LARGE MEETING ROOM  
(408)



LEGEND  
REFER TO SHEET AV7.22  
7 28 45

1 LARGE MEETING ROOM 1 FUNCTIONAL DIAGRAM - LEVEL 4  
NTS



STAMPED & SIGNED ON:  
12 OCT 2018  
EXP. 30 JUN 2020

Sheet Name:  
**LEVEL 4 - LARGE MEETING ROOM (408) FUNCTIONAL DIAGRAM**

Project No.: 17-0580  
Sheet No.: AV7.30  
Drawn By: AGN  
Checked By: DHK  
Scale: NTS

Design-Builder:



CLARK CONSTRUCTION GROUP OF CALIFORNIA, LP  
180 HOWARD STREET, SAN FRANCISCO, CA

Architect:



SKIDMORE, OWINGS & MERRILL LLP  
1 FRONT STREET, SAN FRANCISCO, CA

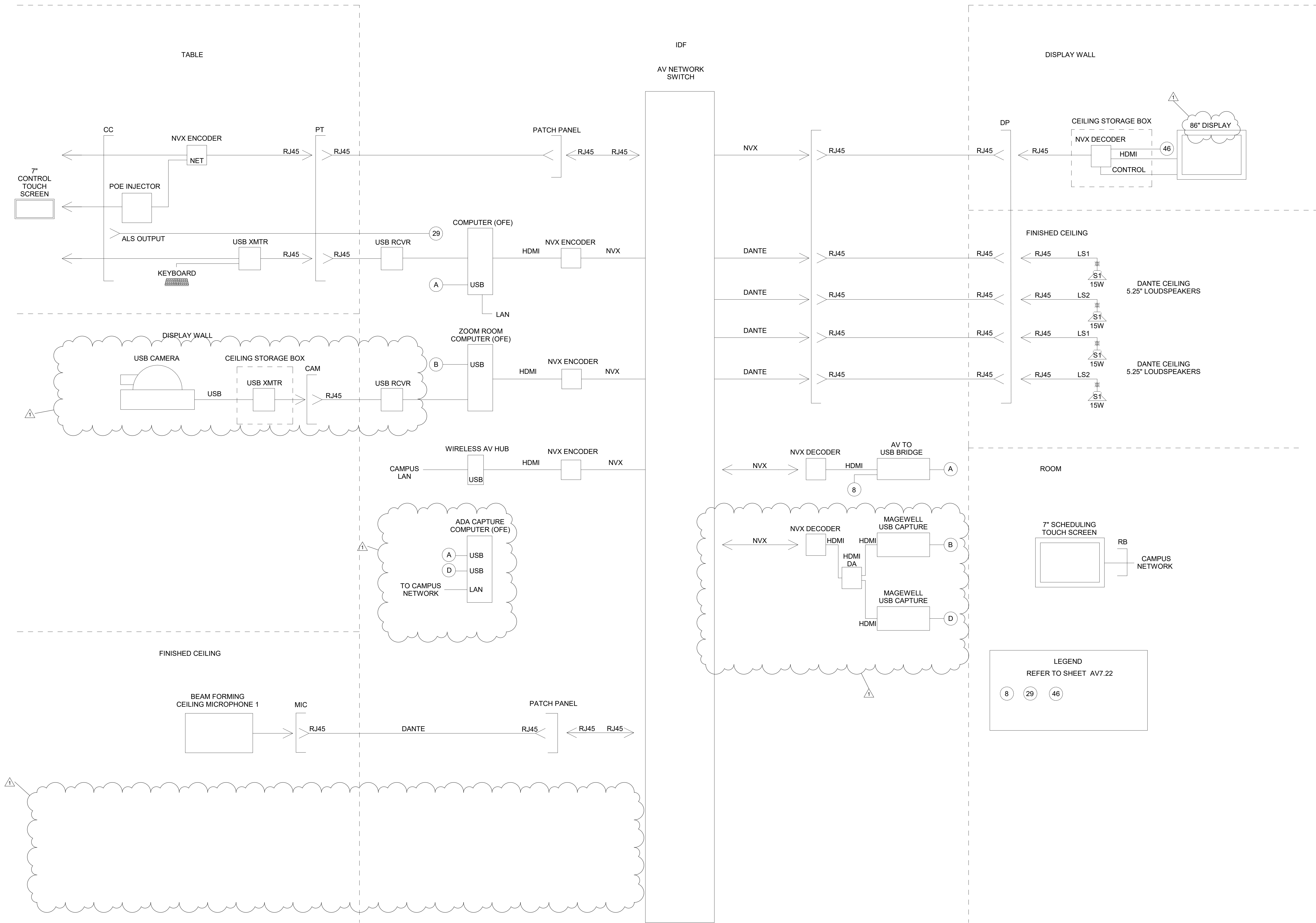
Consultants:



130 Sutter Street, 5th Floor  
San Francisco, CA 94104  
Tel: 415.397.0442  
Fax: 415.397.0454  
www.cmsalter.com  
Proj.#: 17-0580


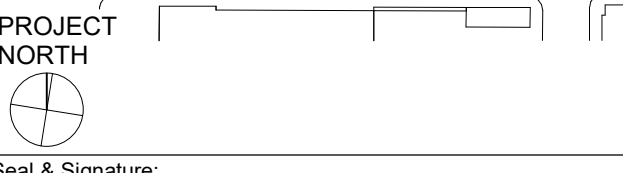
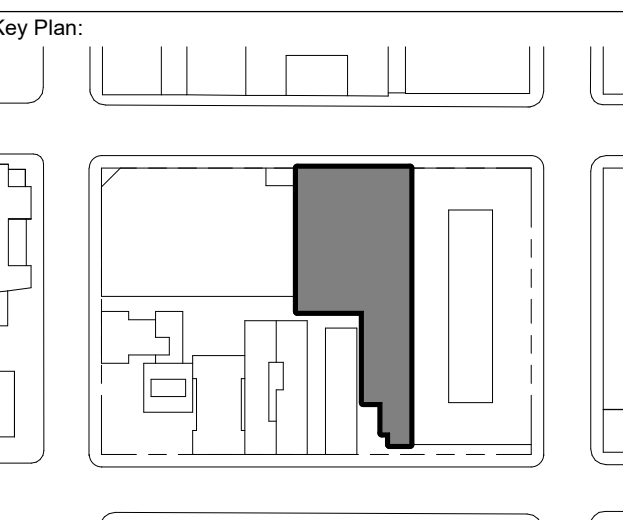
| Issued For:         | Date:      |
|---------------------|------------|
| No. / Description:  |            |
| 1 / BID ADDENDUM #1 | 2019.09.25 |

# LARGE MEETING ROOM (415)



**LEGEND**  
REFER TO SHEET AV7.22

8   29   46



STAMPED & SIGNED ON:  
12 OCT 2018  
EXP. 30 JUN 2020


Sheet Name:  
**LEVEL 4 - LARGE MEETING ROOM (415) FUNCTIONAL DIAGRAM**

|              |         |             |        |
|--------------|---------|-------------|--------|
| Project No.: | 17-0580 | Sheet No.:  | AV7.31 |
| Drawn By:    | AGN     | Checked By: | DHK    |
| Scale:       | NTS     |             |        |

1 LARGE MEETING ROOM 2 FUNCTIONAL DIAGRAM - LEVEL 4  
NTS



# SMALL CLASSROOM (409)



| LEGEND                |    |
|-----------------------|----|
| REFER TO SHEET AV7.22 |    |
| 9                     | 28 |
| 10                    | 38 |
| 11                    | 47 |
| 12                    |    |



State of California  
Real Estate Services Division  
Project Management & Development Branch

707 Third Street, 4th Floor  
West Sacramento, California 95605  
Project Director: Alonzo Arreola  
(916) 376-1652



CLARK CONSTRUCTION GROUP OF CALIFORNIA, LP  
180 HOWARD STREET, SAN FRANCISCO, CA

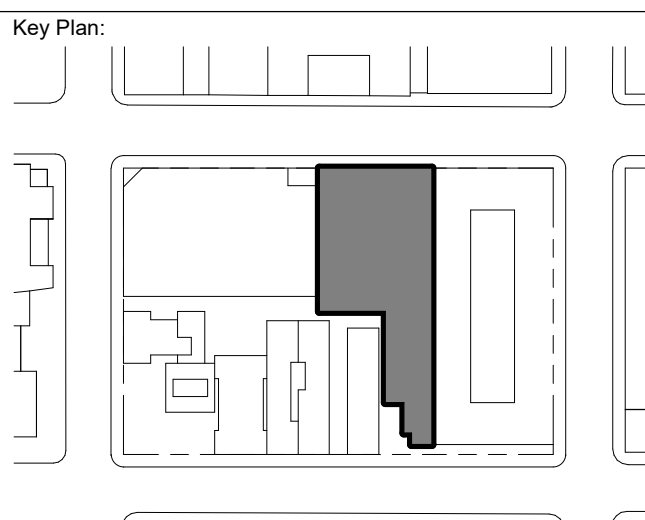


SKIDMORE, OWINGS & MERRILL LLP  
1 FRONT STREET, SAN FRANCISCO, CA



130 Sutter Street, 5th Floor  
San Francisco, CA 94104  
Tel: 415.397.0442  
Fax: 415.397.0454  
www.cmsalter.com  
Proj.#: 17-0580

Issued For: \_\_\_\_\_ Date: \_\_\_\_\_



PROJECT NORTH



STAMPED & SIGNED ON:  
12 OCT 2018  
EXP. 30 JUN 2020

Sheet Name:  
**LEVEL 4 - SMALL CLASSROOM (409) FUNCTIONAL DIAGRAM**

Project No.: 17-0580  
Sheet No.: AV7.32  
Drawn By: AGN  
Checked By: DHK  
Scale: NTS

Design-Builder:



CLARK CONSTRUCTION GROUP OF CALIFORNIA, LP  
180 HOWARD STREET, SAN FRANCISCO, CA

Architect:




SKIDMORE, OWINGS & MERRILL LLP  
1 FRONT STREET, SAN FRANCISCO, CA

Consultants:



| Issued For:       | Date:      |
|-------------------|------------|
| 1 BID ADDENDUM #1 | 2019.09.25 |

AV NETWORK SWITCH



IDF (5T1)

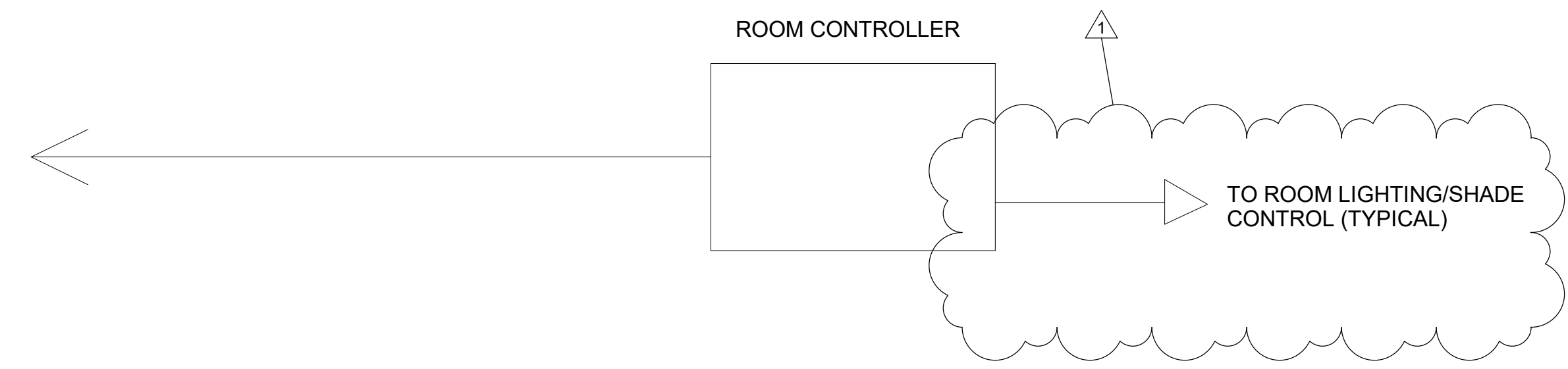
AUDIO DSP

- 31
- 32
- 33
- 34
- 35
- 36
- 37
- 38
- 39
- 40
- 41
- 42

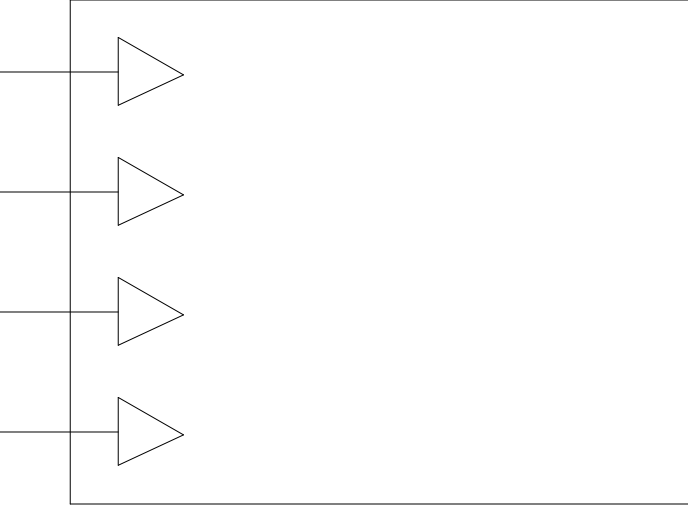
- 1
- 2
- 3
- 4
- 5
- 6
- USB
- USB
- USB
- 7
- 8
- 9

- 1
- 2
- 3
- 4
- 5
- 6
- 7
- 8
- 9

- 1
- 2
- 3
- 4
- 5
- 6
- 7
- 8
- 9

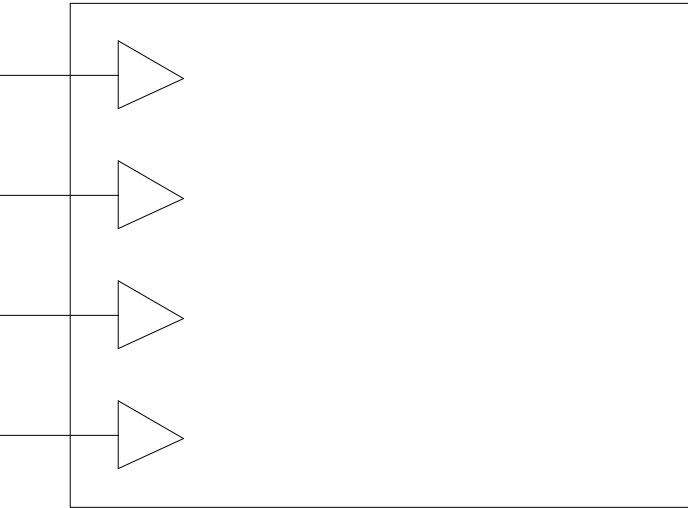


POWER AMPLIFIER 2



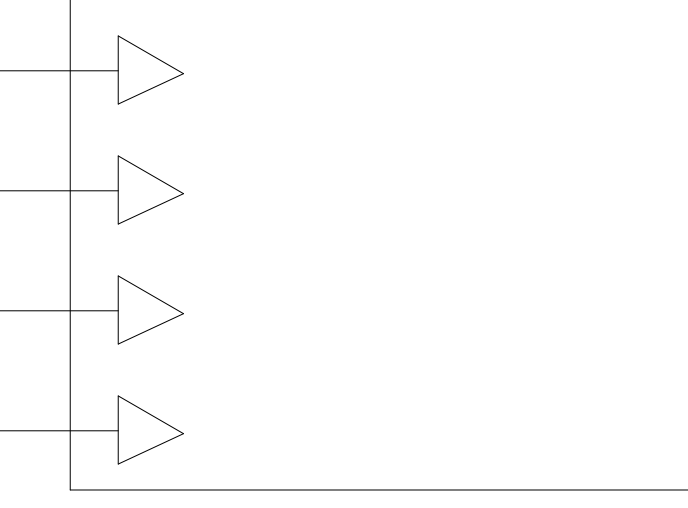
- 125W 10 SMALL CLASSROOM 1 (503) WALLMOUNT LOUDSPEAKERS
- 125W 11
- 125W 12
- 125W 13 SMALL CLASSROOM 2 (504) WALLMOUNT LOUDSPEAKERS

POWER AMPLIFIER 2



- 125W 14 COLLOQUIUM ROOM (601) WALLMOUNT LOUDSPEAKERS
- 125W 15
- 125W 70V 16 COLLOQUIUM ROOM (601) CEILING LOUDSPEAKERS
- 125W 70V 17

POWER AMPLIFIER 2



- 125W 70V 18 COLLOQUIUM ROOM (601) CEILING LOUDSPEAKERS
- 125W 70V 19
- 125W 70V 20
- 125W 70V 21 ROOF GARDEN (602) CEILING LOUDSPEAKERS

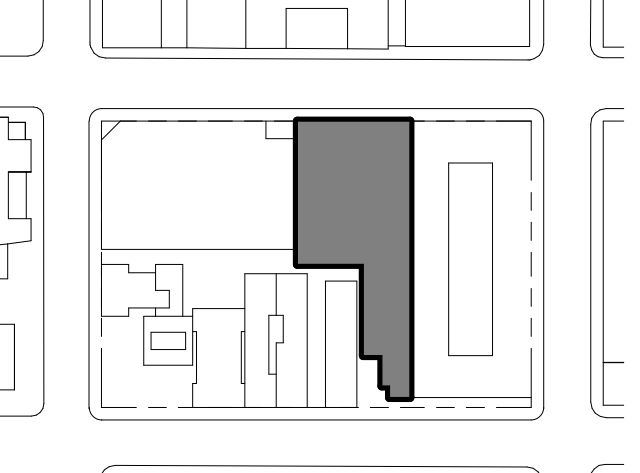
- Q-LAN
- Q-LAN
- Q-LAN

DANTE

CONTROL

- 22 SMALL CLASSROOM (503) ALS
- 23 SMALL CLASSROOM (504) ALS
- 24 COLLOQUIUM ROOM (601) ALS
- 25 SMALL MEETING ROOM (506) AV TO USB BRIDGE
- 26 SMALL MEETING ROOM (507) AV TO USB BRIDGE
- 27 LARGE MEETING ROOM (505) AV TO USB BRIDGE
- 28 SMALL MEETING ROOM (506) ALS OUTPUT
- 29 SMALL MEETING ROOM (507) ALS OUTPUT
- 30 LARGE MEETING ROOM (505) ALS OUTPUT

Key Plan:



PROJECT NORTH

Seal & Signature:



STAMPED & SIGNED ON:  
12 OCT 2018  
EXP. 30 JUN 2020

Sheet Name:  
**LEVEL 5 - IDF ROOM FUNCTIONAL DIAGRAM**

|                      |                   |
|----------------------|-------------------|
| Project No.: 17-0580 | Sheet No.: AV7.33 |
| Drawn By: AGN        |                   |
| Checked By: DHK      |                   |
| Scale: NTS           |                   |

1 IDF ROOM FUNCTIONAL DIAGRAM - LEVEL 5  
NTS

Design-Builder:



CLARK CONSTRUCTION GROUP OF CALIFORNIA, LP  
180 HOWARD STREET, SAN FRANCISCO, CA

Architect:



SKIDMORE, OWINGS & MERRILL LLP  
1 FRONT STREET, SAN FRANCISCO, CA

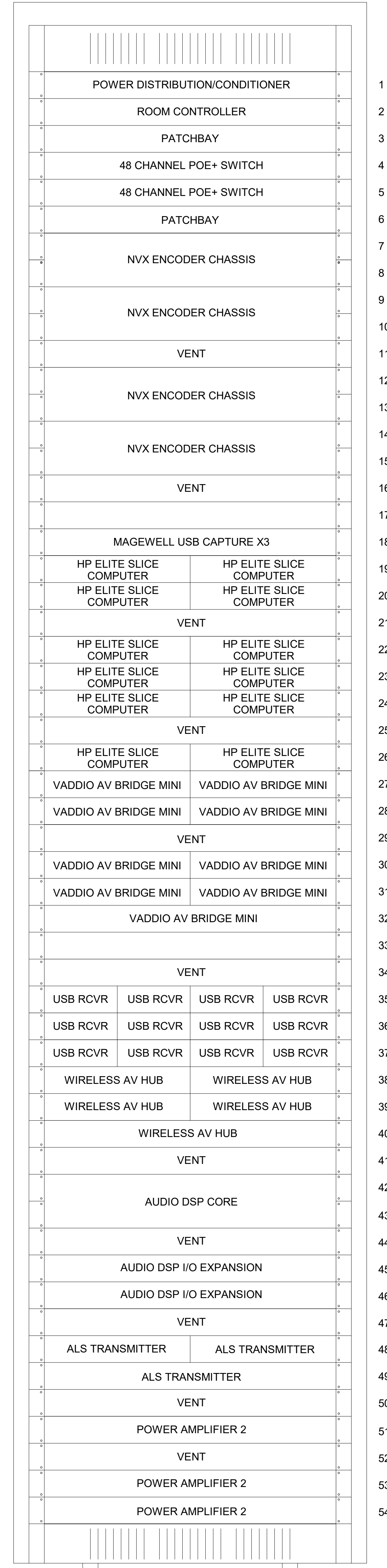
Consultants:



130 Sutter Street, 5th Floor  
San Francisco, CA 94104  
Tel: 415 397 0442  
Fax: 415 397 0454  
www.cmsalter.com  
Proj.#: 17-0580

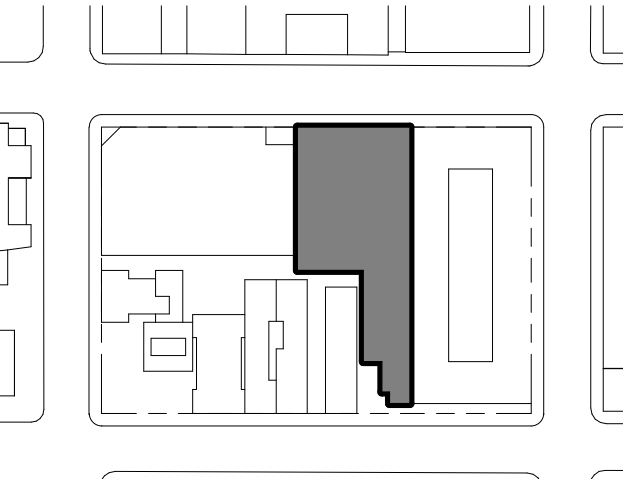
Issued For:

| No. | Description     | Date       |
|-----|-----------------|------------|
| 1   | BID ADDENDUM #1 | 2019.09.25 |



1 IDF RACK 1 ELEVATION - LEVEL 5 & 6  
NTS

Key Plan:



PROJECT NORTH

Scale & Signature:



STAMPED & SIGNED ON:  
12 OCT 2018  
EXP. 30 JUN 2020

Sheet Name:

**LEVEL 5 - IDF  
RACK ELEVATIONS**

Project No.:

17-0580

Drawn By: AGN

Checked By: DHK

Scale:

NTS

Sheet No.:

**AV7.34**

Design-Builder:



CLARK CONSTRUCTION GROUP OF CALIFORNIA, LP  
180 HOWARD STREET, SAN FRANCISCO, CA

Architect:



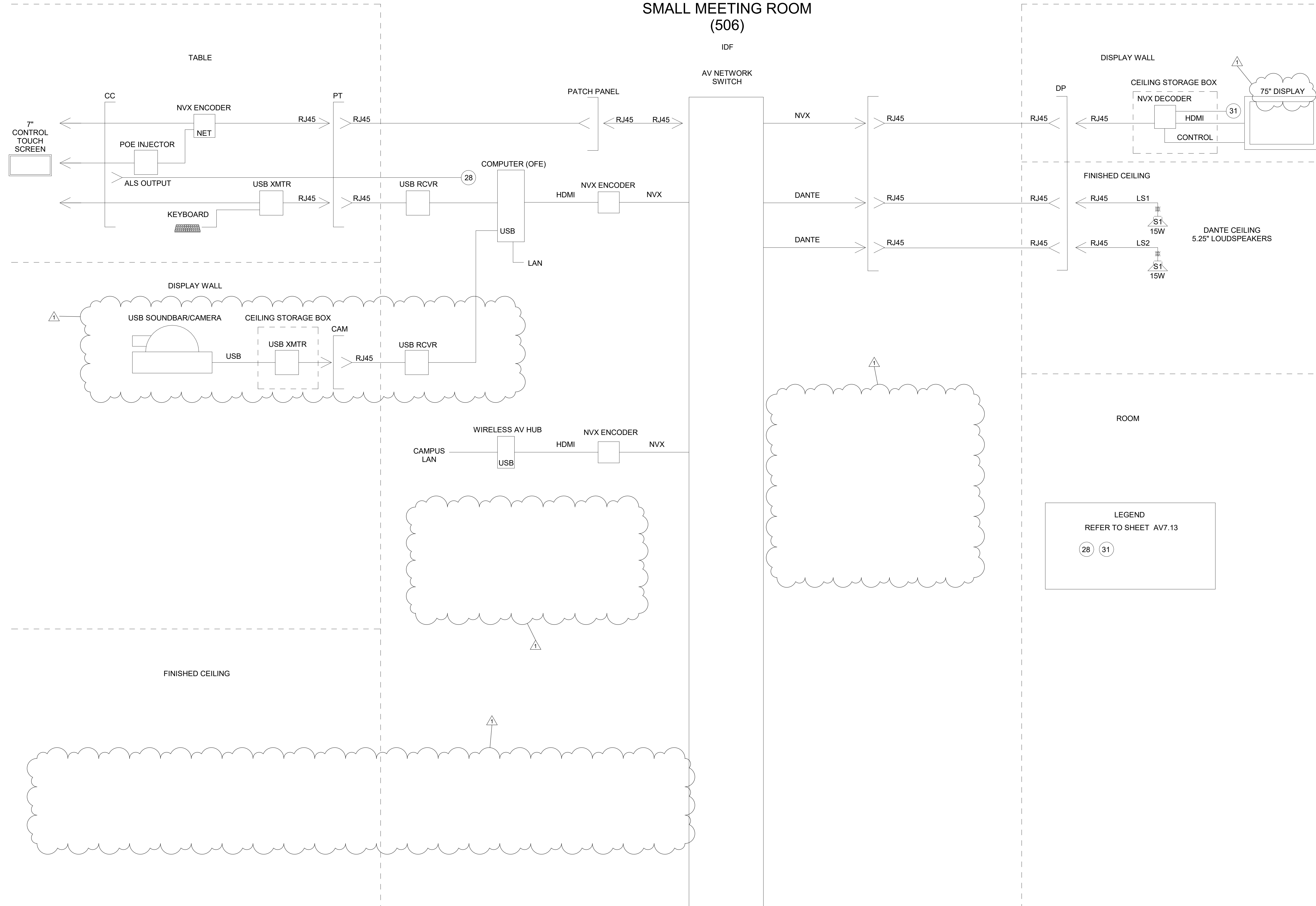
SKIDMORE, OWINGS & MERRILL LLP  
1 FRONT STREET, SAN FRANCISCO, CA

Consultants:

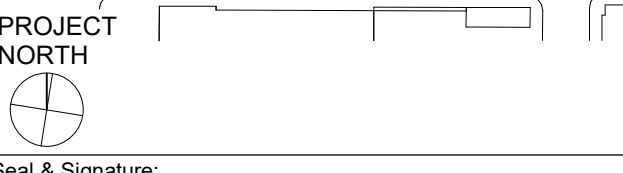
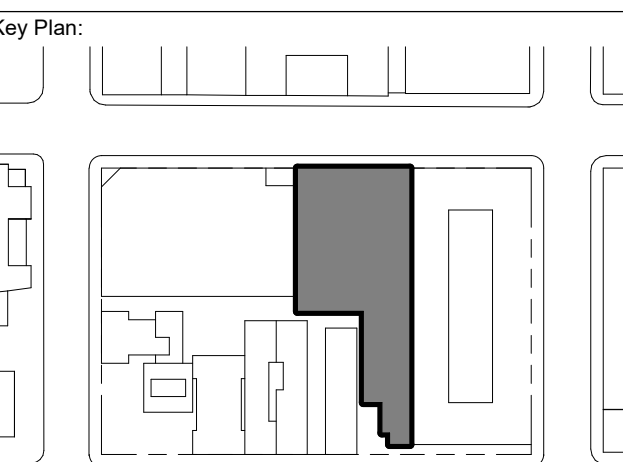


| Issued For:       | Date:      |
|-------------------|------------|
| 1 BID ADDENDUM #1 | 2019.09.25 |

**SMALL MEETING ROOM (506)**



LEGEND  
REFER TO SHEET AV7.13  
28 31



STAMPED & SIGNED ON:  
12 OCT 2018  
EXP. 30 JUN 2020

Sheet Name:  
**LEVEL 5 - SMALL MEETING ROOM (506) FUNCTIONAL DIAGRAM**

|                      |                   |
|----------------------|-------------------|
| Project No.: 17-0580 | Sheet No.: AV7.35 |
| Drawn By: AGN        |                   |
| Checked By: DHK      |                   |
| Scale: NTS           |                   |

1 SMALL MEETING ROOM 1 FUNCTIONAL DIAGRAM - LEVEL 5  
NTS

Design-Builder:



CLARK CONSTRUCTION GROUP OF CALIFORNIA, LP  
180 HOWARD STREET, SAN FRANCISCO, CA

Architect:



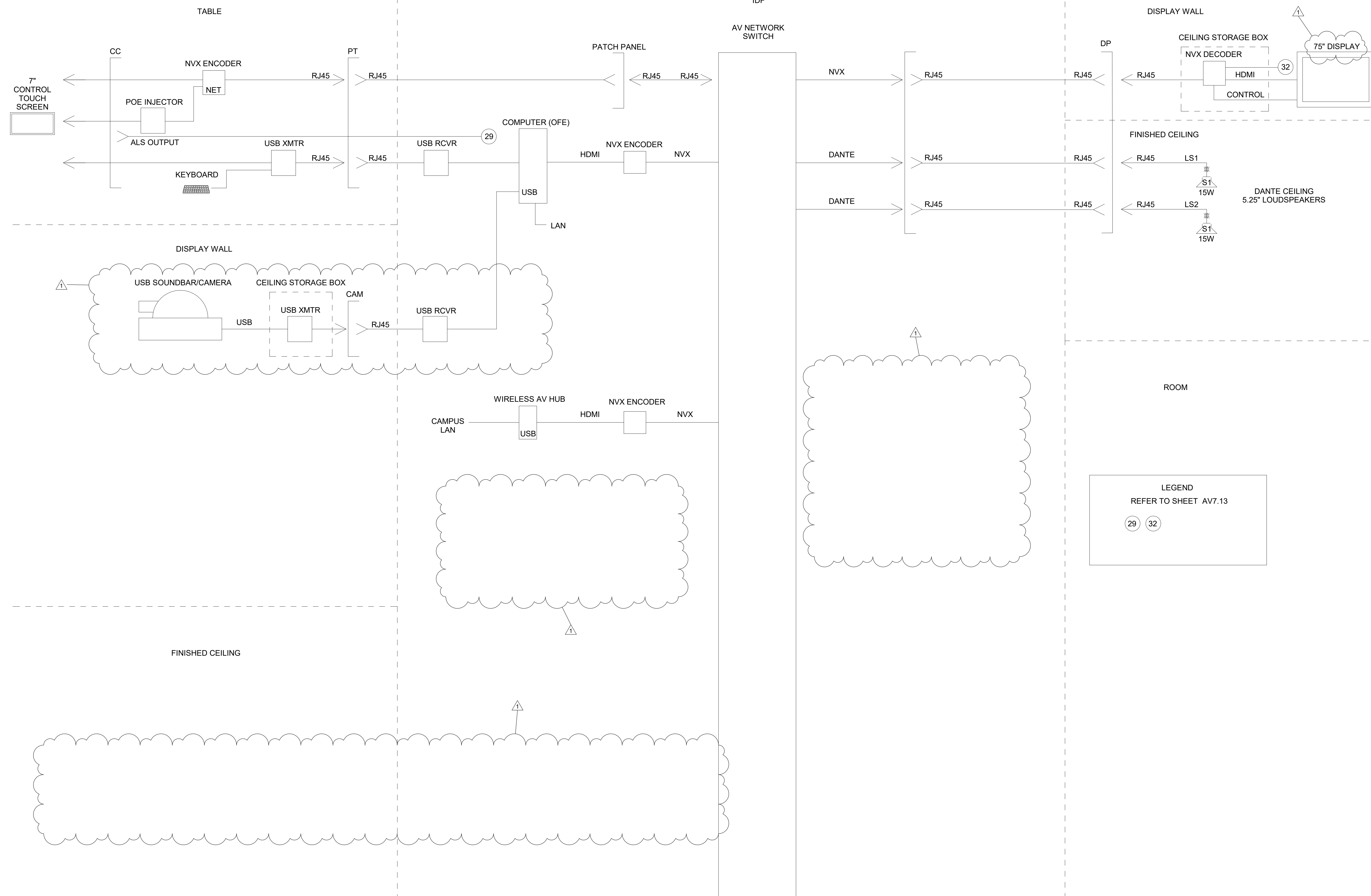
SKIDMORE, OWINGS & MERRILL LLP  
1 FRONT STREET, SAN FRANCISCO, CA

Consultants:



Issued For: [ ] Date: [ ]  
No. Description  
1 BID ADDENDUM #1 2019.09.25

**SMALL MEETING ROOM (507)**



LEGEND  
REFER TO SHEET AV7.13  
29 32

Key Plan:



PROJECT NORTH

Scale & Signature:



STAMPED & SIGNED ON:  
12 OCT 2018  
EXP. 30 JUN 2020

Sheet Name:  
**LEVEL 5 - SMALL MEETING ROOM (507) FUNCTIONAL DIAGRAM**

Project No.: 17-0580  
Sheet No.: AV7.36  
Drawn By: AGN  
Checked By: DHK  
Scale: NTS

1 SMALL MEETING ROOM 2 FUNCTIONAL DIAGRAM - LEVEL 5  
NTS

Design-Builder:



CLARK CONSTRUCTION GROUP OF CALIFORNIA, LP  
180 HOWARD STREET, SAN FRANCISCO, CA

Architect:



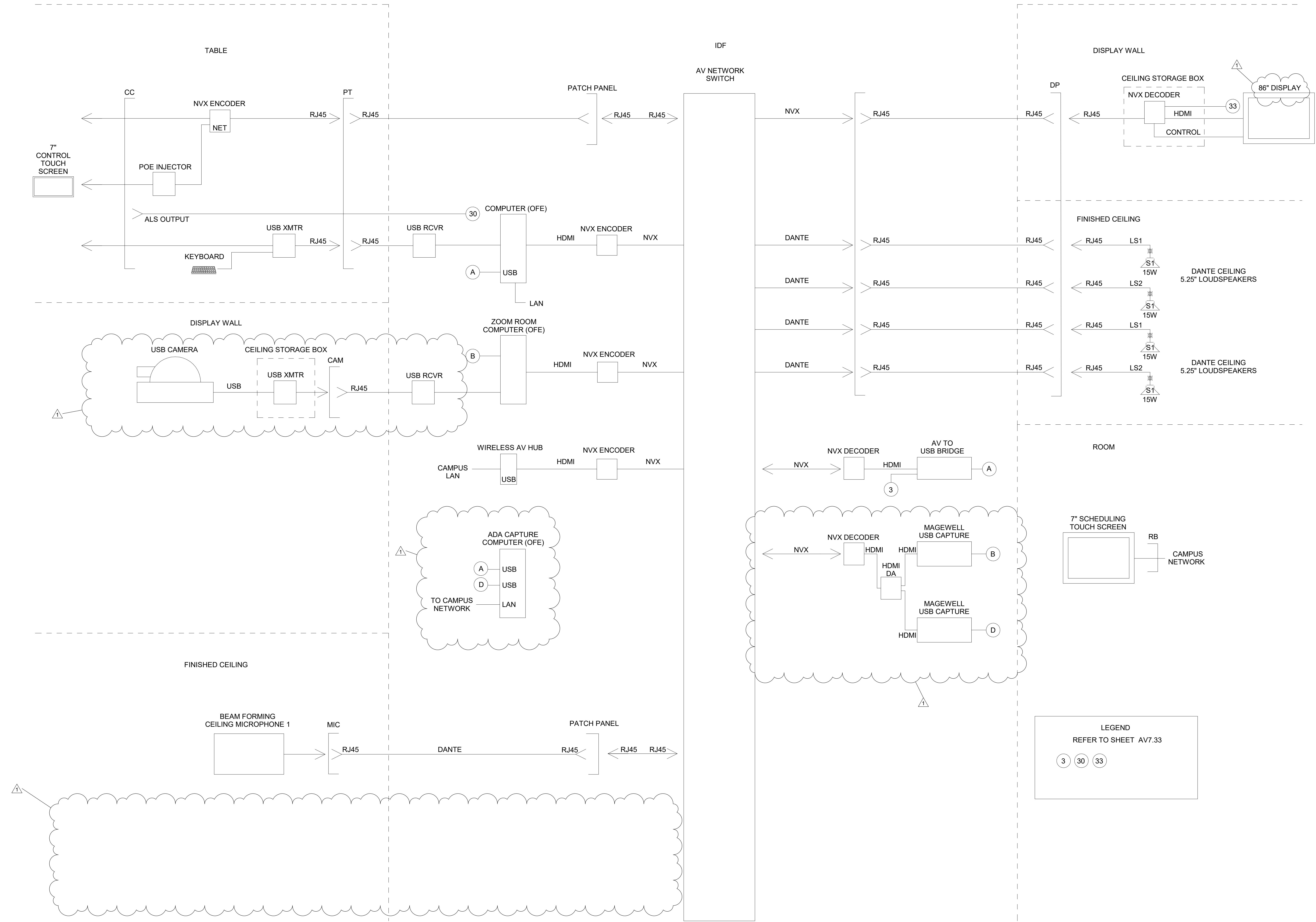
SKIDMORE, OWINGS & MERRILL LLP  
1 FRONT STREET, SAN FRANCISCO, CA

Consultants:



Issued For: \_\_\_\_\_ Date: \_\_\_\_\_  
No. Description: \_\_\_\_\_  
1 BID ADDENDUM #1 2019.09.25

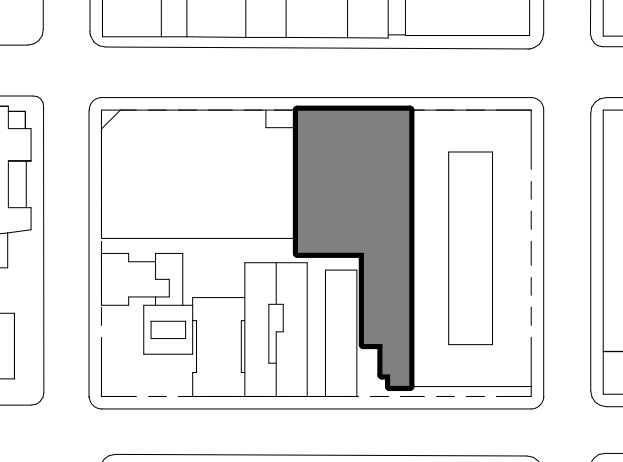
**LARGE MEETING ROOM (505)**



**LEGEND**  
REFER TO SHEET AV7.33  
3 30 33

1 LEVEL 5 - LARGE MEETING ROOM (505) FUNCTIONAL DIAGRAM  
NTS

Key Plan:



PROJECT NORTH

Scale & Signature:



STAMPED & SIGNED ON:  
12 OCT 2018  
EXP. 30 JUN 2020

Sheet Name:  
**LEVEL 5 - LARGE MEETING ROOM (505) FUNCTIONAL DIAGRAM**

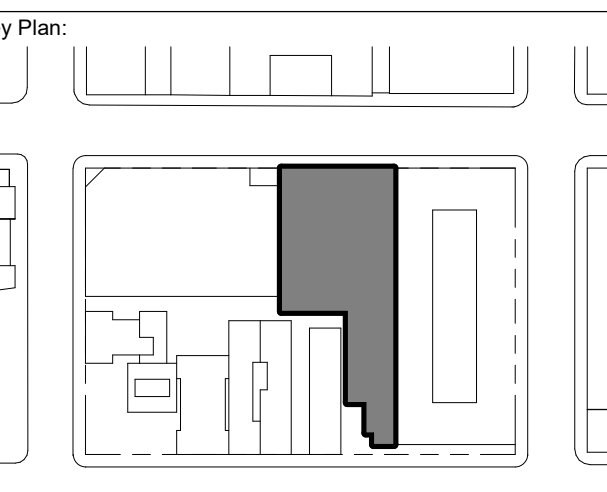

Project No.: 17-0580  
Sheet No.: AV7.37  
Drawn By: AGN  
Checked By: DHK  
Scale: NTS

# SMALL CLASSROOM (503)

IDF

AV NETWORK SWITCH

ROOM




PROJECT NORTH



STAMPED & SIGNED ON:  
12 OCT 2018  
EXP. 30 JUN 2020

Sheet Name:  
**LEVEL 5 - SMALL CLASSROOM (503) FUNCTIONAL DIAGRAM**

# SMALL CLASSROOM (504)



**LEGEND**  
REFER TO SHEET AV7.33

|    |    |
|----|----|
| 6  | 35 |
| 7  | 38 |
| 12 |    |
| 13 |    |
| 23 |    |

1 LEVEL 5 - SMALL CLASSROOM (504) FUNCTIONAL DIAGRAM  
NTS



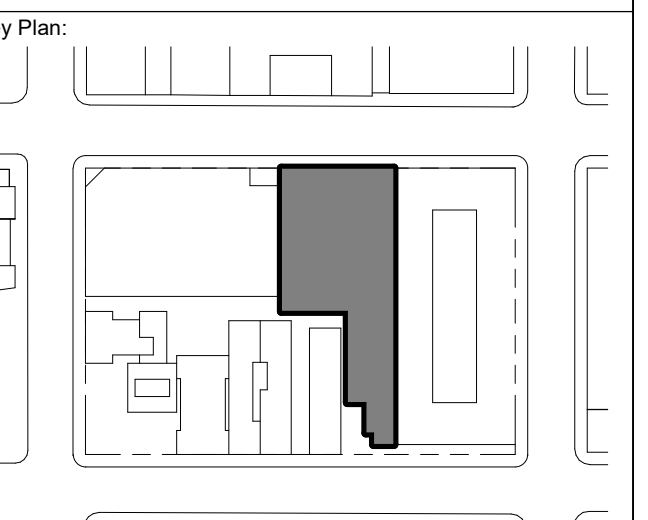
State of California  
Real Estate Services Division  
Project Management & Development Branch  
707 Third Street, 4th Floor  
West Sacramento, California 95605  
Project Director: Alonzo Arreola  
(916) 376-1652



Architect:  
**SOM**  
SKIDMORE, OWINGS & MERRILL LLP  
1 FRONT STREET, SAN FRANCISCO, CA

Consultants:  
**Charles M. Salter ASSOCIATES INC.**  
130 Sutter Street, 5th Floor  
San Francisco, CA 94104  
Tel: 415.397.0442  
Fax: 415.397.0454  
www.cmsalter.com  
Proj.#: 17-0580

Issued For: \_\_\_\_\_  
No. \_\_\_\_\_ Description: \_\_\_\_\_ Date: \_\_\_\_\_



PROJECT NORTH  
Scale & Signature:



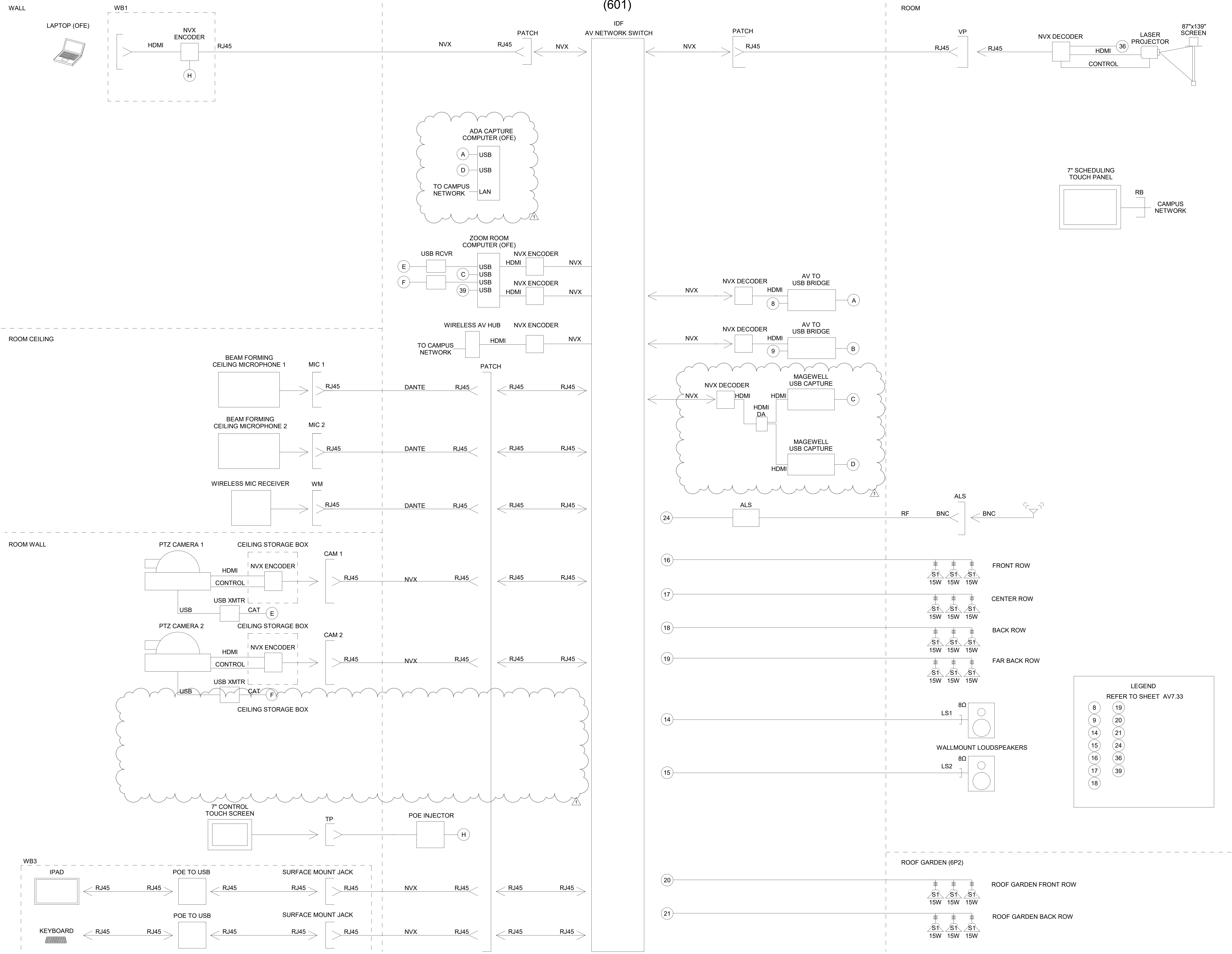
STAMPED & SIGNED ON:  
12 OCT 2018  
EXP. 30 JUN 2020

Sheet Name:  
**LEVEL 5 - SMALL CLASSROOM (504) FUNCTIONAL DIAGRAM**

Project No.: 17-0580  
Sheet No.: AV7.39  
Drawn By: AGN  
Checked By: DHK  
Scale: NTS



COLLOQUIUM ROOM (601)



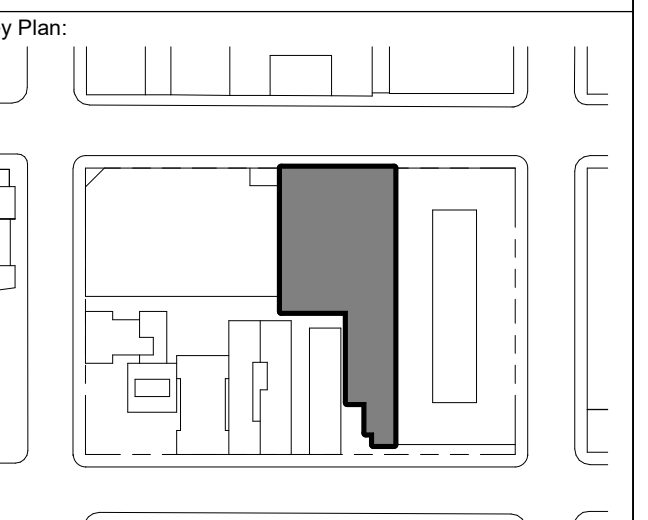
State of California  
 Real Estate Services Division  
 Project Management & Development Branch  
 707 Third Street, 4th Floor  
 West Sacramento, California 95605  
 Project Director: Alonzo Arreola  
 (916) 376-1652



SOM  
 SKIDMORE, OWINGS & MERRILL LLP  
 1 FRONT STREET, SAN FRANCISCO, CA

Charles M. Salter ASSOCIATES INC.  
 130 Sutter Street, 5th Floor  
 San Francisco, CA 94104  
 Tel: 415.397.0442  
 Fax: 415.397.0454  
 www.cmsalter.com  
 Proj.#: 17-0580

|                   |            |
|-------------------|------------|
| Issued For:       | Date:      |
| 1 BID ADDENDUM #1 | 2019.09.25 |



PROJECT NORTH  
 Seal & Signature:

Sheet Name:  
**LEVEL 6 - COLLOQUIUM ROOM (601) & ROOF GARDEN (6P2) FUNCTIONAL**

Project No.: 17-0580  
 Sheet No.: AV7.42  
 Drawn By: AGN  
 Checked By: DHK  
 Scale: NTS